



eurofidai
— UAR CNRS / ESSEC 3390

EUROPEAN FINANCIAL DATA INSTITUTE

DATA DESCRIPTIONS GUIDE

WORLD DAILY DATABASE
MUTUAL FUNDS

User guide

Version: April 2023



The European Financial Data Institute (EUROFIDAI – UAR3390) is a public academic institute attached to the CNRS (French National Center for Scientific Research) and ESSEC Business School

Read Me – December 2022 Update

Database update

The World mutual funds daily database (over-the-counter and organized markets) has been updated through **December 2022** (for prices, net asset values and all information relative to the funds).

Over-the-counter mutual fund database

- The database contains **478 739 mutual funds**. The total number of observations for net asset value is **491 127 898** covering **94 countries** and **93 currencies**.

Organized market mutual fund database

- The database contains **129 393 mutual funds**. The total number of observations for the closing price is **94 630 986** covering **100 countries**.

Points of attention

- Details on mutual fund **investment types** have been added to the present guide (Table 10).

Contents

A. Introduction.....	4
B. Over-the-counter.....	4
1. Overall Description	4
1.1. Issuer domicile country of mutual funds traded over-the-counter	5
1.2. Currency denomination of mutual funds traded over-the-counter	7
2. Database Content	11
2.1. EUROFIDAI code	11
2.2. Variables in the EUROFIDAI OTC mutual funds database (Code Search).....	12
2.3. Variables in the EUROFIDAI OTC mutual funds database (Data Extraction).....	17
C. Organized Markets.....	19
1. Overall Description	19
1.1. Issuer country of mutual funds traded on organized markets	19
1.2. Currency of mutual funds traded on organized markets	22
2. Database Content	27
2.1. EUROFIDAI code	27
2.2. Variables in the EUROFIDAI Organized Markets mutual funds database (Code Search)	28
2.3. Variables in the EUROFIDAI Organized Markets mutual funds database (Data Extraction)	35
3. Complementary information	36
3.1. « General Characteristics » Variables	37
3.2. Fund investment types.....	41
3.2.1. Investment Type: Summary Statistics	42
3.3. « Classification » Variables.....	43
3.4. « Related Institutions » Variables.....	44
3.5. « Fees » Variables	45
3.6. « Subscription » Variables	49
3.7. « Authorized Sale Country » Variables	50
3.8. "Investment Policy" Database Content	50
3.9. "Fund Asset Allocation" Database Content.....	51
3.10. "Benchmark" Database Content	52
3.11. "Tax / Regulation / Reporting" Database Content	52
How to extract data from the EUROFIDAI mutual funds database?	70

A. Introduction

The EUROFIDAI World mutual funds daily database is designed for research. It consists of **a large sample of funds with a variety of investment style and country of domicile**. The database includes daily price time series and characteristics of the funds.

Two types of funds, two types of data

Funds are either traded **over-the-counter** (OTC) or on **exchanges**. Each trading line is identified by a **unique EUROFIDAI code**. The database has 2 compartments:

- Funds traded over-the-counter: prices are measured by net asset values, redemption prices and subscription prices.
- Funds listed on organized markets: prices are reported by the opening, closing, lowest and highest prices.

The full list of funds included in the EUROFIDAI World mutual funds database is provided in a csv file available on the EUROFIDAI website (“Data overview” under the “Presentation” tab, or “Code list” under the “Code search”, “Data extraction” and “Further information” tab).

B. Over-the-counter

1. Overall Description

The EUROFIDAI mutual fund database includes 478732 mutual funds traded over-the-counter.

- Total number of observations for the net asset value: 491 128 075
- Trading lines: 508 266.¹ Each trading line is identified by a **unique EUROFIDAI code**.
- Country of domicile of the issuer: 94 countries,
- Currencies: the net asset value of a large majority of funds are expressed in euro. Yet, some funds are denominated in U.S. dollars, pound sterling or 91 other currencies.

¹ A single mutual fund may be traded in various currencies thus generating one trading line by currency.

1.1. Issuer domicile country of mutual funds traded over-the-counter

Table 1 : Statistics on issuer domicile country of mutual funds traded over-the-counter				
Country of domicile of the issuer	Number of mutual funds trading lines	Number of observations	Period of availability	
Aland Islands	1	1	2020-06-30	2020-06-30
Andorra	101	14883	2008-07-23	2022-12-30
Anguilla	3	6	2004-06-30	2010-12-31
Antigua and Barbuda	1	4	2005-12-31	2007-03-31
Argentina	8	3556	2019-05-31	2022-12-30
Australia	1191	679642	1994-01-04	2022-12-31
Austria	6992	11186881	1993-04-05	2022-12-30
Bahamas	356	16736	1998-09-30	2022-12-31
Bahrain	6	3803	2010-11-09	2021-09-15
Bangladesh	4	188	2011-09-04	2022-03-03
Belgium	7493	5272897	1991-04-15	2022-12-31
Belize	18	13341	2011-03-23	2022-12-31
Bermuda	2342	193050	1996-03-07	2022-12-31
Bolivia	9	2748	2020-03-10	2022-12-30
Brazil	18	18	2009-02-26	2011-11-14
Bulgaria	17	3071	2008-01-14	2022-12-30
Canada	415	83559	1986-01-17	2022-12-30
Cape Verde	1	1839	2011-02-22	2022-12-30
Cayman Islands	15831	970391	1990-03-05	2022-12-31
Chile	1	1	2021-01-15	2021-01-15
China	19591	15131555	2004-08-27	2022-12-31
Cook Islands	27	3039	2007-07-02	2022-05-31
Croatia	2	76	2003-09-18	2009-10-27
Curacao	102	25075	1985-09-01	2022-12-31
Cyprus	19	13451	1999-01-04	2018-01-26
Czech Republic	28	14546	1994-12-08	2016-02-01
Denmark	2041	1720470	1989-12-13	2022-12-31
Estonia	92	72382	1996-05-09	2022-12-31
European Union	2	812	2009-02-20	2011-10-31
Finland	2480	3699355	2002-03-11	2022-12-31
France	39289	36398676	1980-01-21	2022-12-31
Gambia	1	315	2001-09-14	2003-12-24
Germany	5588	8563900	1990-08-20	2022-12-31

Table 1 : Statistics on issuer domicile country of mutual funds traded over-the-counter				
Country of domicile of the issuer	Number of mutual funds trading lines	Number of observations	Period of availability	
Gibraltar	37	1019	2002-12-31	2019-12-31
Greece	14	8241	1999-01-04	2018-01-26
Guatemala	9	7176	1999-01-01	2022-12-30
Guernsey	4670	888359	1993-03-30	2022-12-31
Hong Kong	706	224675	1993-11-01	2022-12-31
Hungary	167	6498	1995-11-16	2020-11-20
India	2962	4065067	1993-11-03	2022-12-30
Indonesia	148	45816	2004-04-20	2022-12-30
Ireland	48082	48576959	1982-01-29	2022-12-31
Isle of Man	789	550737	2000-09-30	2022-12-30
Israel	5	739	2004-01-07	2022-12-29
Italy	9100	11169113	1993-02-25	2022-12-30
Ivory Coast	5	5	2020-03-06	2021-02-17
Japan	8949	18379873	2001-09-14	2022-12-30
Jersey	1858	777660	1985-02-28	2022-12-31
Kiribati	1	1	2009-11-10	2009-11-10
Kuwait	2	6	2010-02-28	2010-06-30
Latvia	55	79485	2007-01-01	2022-12-30
Liechtenstein	3285	1816746	1987-04-03	2022-12-31
Lithuania	42	25375	2007-01-01	2022-12-31
Luxembourg	172675	194934375	1980-01-08	2022-12-31
Malaysia	805	1245470	1995-01-03	2022-12-30
Malta	1257	433233	2000-12-05	2022-12-31
Mauritius	168	47429	1996-01-22	2022-12-31
Mexico	5	631	2004-10-15	2010-10-25
Monaco	70	51100	1995-07-07	2022-12-30
Morocco	508	471641	1996-03-29	2022-12-30
Netherlands	1671	1344868	1986-01-03	2022-12-31
Netherlands Antilles	7	6580	1985-09-01	2011-12-31
New Zealand	74	43311	2003-09-01	2022-12-30
Norway	1291	1715871	1997-04-09	2022-12-31
Oman	2	1684	2010-11-10	2019-01-30
Pakistan	32	14004	1994-11-14	2006-06-05
Panama	44	6177	1985-09-01	2022-12-31
Philippines	3	4357	1996-02-15	2021-12-31
Poland	226	86324	1996-11-26	2022-12-30
Portugal	16	3955	1999-01-04	2019-12-27
Qatar	1	18	2001-07-05	2001-11-22

Table 1 : Statistics on issuer domicile country of mutual funds traded over-the-counter				
Country of domicile of the issuer	Number of mutual funds trading lines	Number of observations	Period of availability	
Romania	12	905	2004-09-21	2010-05-28
Russian Federation	226	99808	2014-03-24	2019-12-30
Saint Kitts and Nevis	1	1	2008-08-29	2008-08-29
Saint Lucia	3	3	2020-03-30	2020-03-30
Saint Vincent and the Grenadines	97	2932	2004-08-10	2022-12-31
Seychelles	3	65	2012-05-31	2016-02-29
Singapore	618	349177	1989-03-03	2022-12-30
Slovakia	13	1899	1995-07-03	2017-12-04
Slovenia	14	13111	2004-07-14	2021-12-10
South Africa	348	8494	2006-03-09	2018-06-06
South Korea	27208	32477041	1992-09-18	2022-12-29
Spain	11851	20640914	1999-01-01	2022-12-31
Sweden	2529	2801834	1998-05-18	2022-12-31
Switzerland	8684	13052393	1980-01-01	2022-12-31
Taiwan, Province of China	5152	5557336	1992-10-05	2022-12-30
Thailand	78	68860	1989-03-06	2022-12-30
Tunisia	126	156703	1995-01-02	2020-09-23
Turkey	2	1881	2007-09-27	2022-12-30
United Arab Emirates	8	6098	2010-11-18	2022-11-16
United Kingdom	29440	41613249	1980-01-01	2022-12-31
United States	51892	11574837	1985-09-01	2022-12-31
Viet Nam	1	469	2015-05-20	2017-04-04
Virgin Islands, British	3534	352320	1990-01-05	2022-12-31
TOTAL	2622	2515191	1982-05-07	2010-12-31

1.2. Currency denomination of mutual funds traded over-the-counter

Table 2: Statistics on mutual funds currencies listed on Over-The-Counter				
Denomination	Number of observations	EUROFIDAI Currency Code	Period of availability	
Australian Dollar	2905274	88	1990-12-27	2022-12-31
Baht	68989	904	1989-03-06	2022-12-30
Belgian Franc (old)	2743	120	1996-12-31	1998-12-31
Bermudian Dollar	1163	130	1998-01-06	2022-12-31

Table 2: Statistics on mutual funds currencies listed on Over-The-Counter				
Denomination	Number of observations	EUROFIDAI Currency Code	Period of availability	
Boliviano	2748	143	2020-03-10	2022-12-30
Brazilian Real	16616	155	2009-02-26	2022-12-30
Canadian Dollar	839274	184	1986-01-17	2022-12-31
Cayman Islands Dollar	521	202	2000-05-31	2007-08-31
CFA Franc BCEAO	5	386	2020-03-06	2021-02-17
Chilean Peso	1191	212	2011-07-07	2021-01-15
Colombian Peso	1442	230	2015-06-02	2021-03-30
Cuban Peso	396	260	2011-06-10	2022-11-24
Cyprus Pound (old)	1	224	2020-10-14	2020-10-14
Czech Koruna	821470	898	1994-12-08	2022-12-31
Danish Krone	1921800	272	1989-10-20	2022-12-31
Deutsche Mark (old)	26112	47	1988-11-16	1998-12-31
Dong	469	964	2015-05-20	2017-04-04
ECU (old)	8784	932	1989-12-27	2022-02-24
Egyptian Pound	10	290	2017-08-21	2017-11-20
El Salvador Colon	1223	824	2000-09-19	2006-03-06
Ethiopian Birr	671	340	2017-06-09	2020-05-28
Euro	219637305	814	1983-12-30	2022-12-31
Forint	248509	474	1995-11-16	2022-12-31
French Franc (old)	1123932	369	1980-01-21	1998-12-31
Gold	12	993	2011-05-27	2020-10-14
Guinea Franc	1	425	2021-04-21	2021-04-21
Hong Kong Dollar	1607895	470	1991-06-27	2022-12-31
Iceland Krona	3692	514	2001-09-26	2012-06-11
Indian Rupee	4064872	356	1993-11-03	2022-12-30
Italian Lira (old)	5394	525	1991-07-03	1998-12-31
Kroon	6323	933	1996-05-09	2010-12-29
Kuna	77	977	2003-09-18	2009-10-27
Kuwaiti Dinar	44	550	2010-02-28	2010-07-29
Latvian Lats (old)	1258	941	2010-11-09	2013-12-28
Leu (old)	150	796	2004-09-21	2005-06-17

Table 2: Statistics on mutual funds currencies listed on Over-The-Counter				
Denomination	Number of observations	EUROFIDAI Currency Code	Period of availability	
Lev	9003	161	2008-01-14	2022-12-30
Lev (old)	27	160	2020-10-13	2021-05-14
Lithuanian Litas	8585	939	2010-11-18	2014-11-28
Luxembourg Franc (old)	621	576	1990-01-24	1999-04-14
Malaysian Ringgit	1239051	594	1995-01-03	2022-12-30
Markka (old)	1	354	2020-10-14	2020-10-14
Mexican Peso	50229	484	2002-04-30	2022-12-30
Moroccan Dirham	473294	608	1996-03-29	2022-12-30
Mvdol	679	815	2020-01-30	2022-12-30
Nakfa	2	341	2020-10-13	2020-10-14
Namibia Dollar	1280	22	2010-04-07	2022-11-29
Netherlands Guilder (old)	4681	730	1993-01-04	2018-08-06
Netherl.Antillian Guilder	53	70	2000-05-31	2007-07-31
New Israeli Sheqel	29966	519	2004-01-07	2022-12-31
New Taiwan Dollar	3510780	366	1992-10-05	2022-12-30
New Zealand Dollar	301097	686	1998-06-16	2022-12-31
North Korean Won	1	246	2012-03-30	2012-03-30
Norwegian Krone	3167822	662	1997-04-09	2022-12-31
Nuevo sol	12	746	2012-01-06	2012-01-09
Offshore Renminbi Yuan	505936	221	2011-12-30	2022-12-31
Pakistan Rupee	14004	714	1994-11-14	2006-06-05
Palladium	1	994	2021-04-13	2021-04-13
Philippine Peso	4357	748	1996-02-15	2021-12-31
Pound Sterling	66194252	402	1980-01-01	2022-12-31
Qatari Rial	677	769	2011-04-21	2017-12-29
Rand	510218	20	1997-05-21	2022-12-31
Renminbi Yuan	16211307	220	2004-08-27	2022-12-31
Rial Omani	1684	618	2010-11-10	2019-01-30
Romanian Leu	40084	797	2004-10-11	2022-12-31
Rupiah	40285	500	1993-12-17	2022-12-07
Russian Ruble	106291	860	2009-10-06	2022-12-30

Table 2: Statistics on mutual funds currencies listed on Over-The-Counter				
Denomination	Number of observations	EUROFIDAI Currency Code	Period of availability	
Schilling (old)	486	92	1998-03-06	1998-12-30
Serbian Dinar	2	893	2020-10-13	2020-10-14
Singapore Dollar	3786201	846	1989-03-03	2022-12-31
Slovak Koruna (inactive as of 01.01.09)	5288	899	1995-07-03	2008-12-12
Solomon Isl. Dollar	888	808	2007-07-16	2010-12-31
Spanish Peseta (old)	1481	310	1995-10-03	1998-12-31
Swedish Krona	5828863	864	1986-01-14	2022-12-31
Swiss Franc	23241086	1	1980-01-03	2022-12-31
Taka	587	110	2011-09-04	2022-03-03
Tala	1748	812	2012-04-30	2022-01-03
Tenge	463	945	2021-01-05	2022-12-30
Thai Baht offshore	584	914	2009-01-09	2012-02-16
Tolar (old)	726	975	2004-07-14	2006-10-27
Tunisian Dinar	175810	924	1995-01-02	2020-09-23
Turkish Lira	30938	921	1994-12-12	2022-12-30
Turkish Lira (old)	190	928	2002-08-07	2020-10-14
UAE Dirham	31419	105	2012-04-20	2022-12-30
Unidad de Fomento	37	213	2020-11-19	2021-06-24
US Dollar	86459671	333	1982-01-29	2022-12-31
Vatu	1	682	2020-11-03	2020-11-03
Won	32480824	248	1992-09-18	2022-12-31
Yen	23743556	534	1980-01-01	2022-12-31
Zambian kwacha	2	967	2020-10-13	2020-10-14
Zloty	882723	753	1997-06-16	2022-12-31
Zloty (old)	146	752	1996-11-26	1997-08-07

2. Database Content

2.1. EUROFIDAI code

Each trading line is identified by a unique EUROFIDAI code. The EUROFIDAI code is a 15-digit code with the following structure for mutual funds traded OTC

- first three numbers: type of instrument (200 for funds)
- middle seven digits: unique identifier
- last five digits: code of the net asset value's currency for funds quoted OTC.

Example:

The EUROFIDAI code of the fund *BNPP Sm Eur ISR Cl - Parts -Classic C*-invested in equities for specific sectors and countries is **200019130530814**:

- **200** for a fund,
- 0191305 for the fund's unique identifier,
- **30814** for the currency (i.e. Euro).

Notes:

1. Funds whose prices exhibit a change of currency denomination are assigned the currency code corresponding to the last currency denomination. For example, a fund which used to be quoted in French franc and now quotes in euro is assigned a currency code of 30814 (the EUROFIDAI code of the euro currency).
2. For the net asset value of fund (NAV), we specify the currency denomination for every quote.

Tables 3 and **4** provide the list of variables available in the EUROFIDAI OTC mutual funds database respectively obtained from "codes search" and "data extraction".

2.2. Variables in the EUROFIDAI OTC mutual funds database (Code Search)

Table 3: Variables in the EUROFIDAI OTC mutual funds database (Code Search)	
Variable	Description
DATE FIRST AVAILABLE DATA	First date at which a non-missing price is available for the Eurofidai code. We recommend using this date for data extraction.
DATE LAST AVAILABLE DATA	Last date at which a non-missing price is available for the Eurofidai code. We recommend using this date for data extraction.
EUROFIDAI CODE	Fund's unique identification code attributed by EUROFIDAI. See above for more information on the code structure.
FUND NAME	Name of the fund
FUND STATUS	status of the fund
	1 Not yet issued
	4 Inactive
	7 In liquidation/dissolution
	8 Active
	9 In default
INCEPTION DATE	Creation date of the fund.
INVESTMENT TYPE	Type of fund investment. The type of investment briefly describes the class of securities in which the fund is invested. This variable is especially useful in the initial selection of funds.
	1 Equities Fund/Equity unit trust
	2 Fixed interest sec. Fund/ bond Fund
	3 Money market / Currency Fund
	4 Convertible bond Fund
	5 Invest. objective Fund/Balanced Fund
	6 Hedge Fund
	7 Real estate investment Fund
	8 Industry Fund
	9 Index Fund
	10 Fund of Funds
	11 Country / Regional Fund
	12 Allroundfunds/Mixed Funds
	13 Equities & industry Fund
	14 Equities & country/regional Fund

Table 3: Variables in the EUROFIDAI OTC mutual funds database (Code Search)	
Variable	Description
	15 Bond & industry Funds
	16 Bond & country/regional Funds
	17 Guarantee fund/insurance Fund
	18 Pension Fund
	19 Equity/Bond Fund
	20 Sector-/Country-& Regional Fund
	21 Equity/Sector-/Country-& Regional Fund
	22 Bond/Sector-/Country-& Regional Fund
	23 Investment foundation claim
	24 Insurance Funds
	25 Bond & Equity/Country-& Regional Fund
	26 Mortgage Fund
	27 Futures/Options Funds
	28 Derivative Fund
	29 ETF
	30 Private Equity Fund
	31 Commodity Fund
	32 Fund of Hedge Funds
	33 Fund of Private Equity Funds
	34 Alternative Fund
	35 Digital Assets
	99 Other
ISIN CODE	Fund's ISIN code (note that some ISIN codes are copyrighted, particularly those with the prefix "AN", "BM", "BS", "CA", "KY "US" or "VG").
ISIN CODE STATUS	Status of the ISIN code.
ISIN CODE FIRST VALIDITY DATE	First date at which the ISIN code is valid.
ISIN CODE LAST VALIDITY DATE	Last date at which the ISIN code is valid.
	1 Reserved
	2 Active
	3 Deleted
	4 Reactivated
	5 Change pending

Table 3: Variables in the EUROFIDAI OTC mutual funds database (Code Search)		
Variable	Description	
	6	ISIN transferred
	99	Other
ISSUER CODE	Fund issuer's code (code_gk).	
ISSUER DOMICILE	Fund issuer's country of domicile.	
ISSUER EXPIRATION DATE	Date at which the issuer code expired.	
ISSUER EXPIRATION REASON	Reason for which the issuer expired.	
	1	Rectification
	2	Merger
	3	Demerger
	4	Reorganisation
	5	Forced/debt restructuring liquidation
	6	Voluntary liquidation
	7	Change of domicile
	8	Change of name
	9	Trial
	10	Provocative deletion
	11	Change of legal form
ISSUER LEGAL FORM	Legal form of the fund issuer.	
	1	Corporation
	2	Co-operative
	3	Society/association
	4	Contract (Mutual Funds, FCP)
	5	Foundation
	6	Insti.incorp.under public law
	7	Co. with fixed capital (SICAF)
	8	Co. with variable capital (UIT,SICAV,VCC)
	9	GmbH u. Co. KG / GmbH u. Co. KGaA
	12	Limited company/Limited liability company
	13	No proper legal form, branch
	14	No proper legal form, admin. inst.
	15	Limited Partnership

Table 3: Variables in the EUROFIDAI OTC mutual funds database (Code Search)		
Variable	Description	
	16	KgaA Kommanditgesellschaft auf Aktien
	17	Investment foundation (CH)
	18	OEIC
	19	European public limited-liability co. (SE)
	20	European Cooperative Society (SCE)
	21	ICAV (Irish Collective Asset-management Vehicles)
	99	Other type of institution
ISSUER NAME	Short name of the fund issuer.	
ISSUER STATUS	Status of the fund issuer.	
	1	In foundation
	2	In bankruptcy proceedings
	3	Under administration
	4	Inactive at SIX Financial Information
	5	Active
	6	Inactive (inactive)
	7	Chapter 7
	8	Chapter 11
	9	In liquidation
	10	In debt restructuring liquidation
	11	In Chapter 11 Liquidation
	12	Stock exchange for reference purposes only
ISSUER TYPE	Type of the issuer.	
	1	Company
	2	Trading place/market
	3	State / territory
	4	Natural person
	5	Public corporation
	6	Investment fund/trust
	7	News agency
	8	Contributor
	9	Price information provider

Table 3: Variables in the EUROFIDAI OTC mutual funds database (Code Search)		
Variable	Description	
	10	Technical trading place
	11	Aggregated or disaggregated markets
	12	Government/Parliament
	13	SPV / SPE / SPI
	99	Other
ISSUER WEBSITE	Website of the fund issuer.	
NAV CURRENCY	Currency of the net asset value.	
NUMBER OF OBSERVATIONS	Number of available observations for the fund.	
ORIGINAL ISSUER CODE	Code of the original fund issuer.	
ORIGINAL ISSUER DOMICILE	Country of domicile of the original fund issuer.	
ORIGINAL ISSUER NAME	Short name of the original fund issuer.	
SICOVAM CODE	Fund's SICOVAM. This is a five to six digits code assigned to French traded securities. It was abandoned and replaced by the ISIN code in 2003.	
VALOREN CODE	Fund's VALOREN code. A VALOREN code is similar to an ISIN code and is assigned to each listed securities and financial instruments in Switzerland.	
VALOREN CODE EXPIRATION DATE	Date at which the VALOREN code expired.	
VALOREN CODE EXPIRATION REASON	Reason for which the fund expired or will expire . Filled in for inactive institutions (e.g. merger, reorganization, change of name).	
	1	Rectification
	2	Maturity
	3	Call in of claims
	4	Early Redemption
	5	Other events
	6	Capital reduction
	7	Split
	8	Reverse split
	9	Merger
	10	Demerger
	11	Separation of units
	12	Consolidation in units
	13	Exchange
	14	Exchange offer
	15	Assimilation

Table 3: Variables in the EUROFIDAI OTC mutual funds database (Code Search)		
Variable	Description	
	16	Invalidation/stopping
	17	Dissolution of company
	18	Reorganisation
	19	Change of nominal value
	20	Repurchase of own securities
	21	Amortization
	22	Capital repayment
	23	Provocative deletion
	24	Issue withdrawn
	25	Expiry / Conversion / Exercise
	26	Offer
	27	Change of domicile
	28	Change of name
	29	Legal proceedings / Trial
	30	Change of trading currency
	31	Change of legal form
	32	Change of market place
	33	Knocked out
	34	Correction of trading currency
	35	Correction of market place
	36	Obsolete ETD contract spec
	37	ETD contract spec pending for deletion
	38	ETD deletion due to adjustment
	39	ETD deletion without adjustment

2.3. Variables in the EUROFIDAI OTC mutual funds database (Data Extraction)

Table 4: Variables in the EUROFIDAI OTC mutual funds database (Data Extraction)	
Variable	Description
ADJUSTMENT COEFFICIENT	Adjustment coefficient for corporate actions (events) that have an impact on the net asset value, the subscription price or the redemption price. The

Table 4: Variables in the EUROFIDAI OTC mutual funds database (Data Extraction)	
Variable	Description
	adjustment coefficient allows value calculation adjusted for capital operations. It can be used to calculate the fund's return.
DATE	Date
GROSS DIVIDEND	Sum of the distributed dividend and the tax credit
LAST REFERENCE PRICE	During continuous trading, the reference is the last-paid price, and in the pre-opening it is the closing price of the previous trading day
NET ASSET VALUE	Net asset value is equal to the fund's total assets minus total liabilities divided by the number of outstanding shares. Frequency: daily.
NET ASSET VALUE SIX Financial Information	Net asset value (NAV) determined by SIX Financial Information
NET ASSET VALUE 52 WEEK HIGH	Highest recorded or calculated net asset value (NAV) over a period of 52 weeks
NET ASSET VALUE 52 WEEK LOW	Lowest recorded or calculated net asset value (NAV) over a period of 52 weeks
NET ASSET VALUE CURRENCY	Currency of net asset value
NET ASSET VALUE DAILY HIGH	Highest net asset value (NAV) on a given day
NET ASSET VALUE DAILY LOW	Lowest net asset value (NAV) on a given day
NET ASSET VALUE YEARLY CLOSING	Last net asset value (NAV) of a fund for a given calendar year
NET ASSET VALUE YEARLY HIGH	Yearly highest value of a fund's net asset value (NAV)
NET ASSET VALUE YEARLY LOW	Yearly lowest Value of a fund's net asset value (NAV)
NET DIVIDEND	Net dividend distributed
NUMBER OF SHARES	Number of shares outstanding in the fund
REDEMPTION PRICE	Price at which the shareholders sell their shares. Redemption price is defined as the difference between the net asset value and redemption fees (or back-end load fees). Frequency: daily.
SUBSCRIPTION PRICE	Subscription price is the price at which the shareholders purchase their shares. Subscription price is defined as the sum of the net asset value and purchase fees. Frequency: daily.
TOTAL NET ASSETS	Net asset value times the number of shares in the fund.

C.Organized Markets

1. Overall Description

The World mutual fund database includes 129 393 mutual funds listed on organized markets.

- Total number of observations for the closing price: 105 560 182.
- Trading lines: 421 201. A single mutual fund may be traded on various stock exchanges thus generating one trading line by stock exchange. Each trading line is identified by a unique EUROFIDAI code.

1.1. Issuer country of mutual funds traded on organized markets

Table 5: Statistics on issuer domicile country of mutual funds traded on organized markets				
Country of domicile of the issuer	Number of mutual funds trading lines	Number of observations	Period of availability	
Argentina	13	488	2021-01-04	2022-12-30
Australia	2002	894213	1993-04-05	2022-12-31
Austria	5616	5339950	1993-11-19	2022-12-30
Bahamas	9	632	1996-02-29	2017-02-20
Bahrain	3	11	2014-07-27	2014-08-06
Bangladesh	17	11138	2000-09-20	2021-05-12
Barbados	4	860	2022-01-03	2023-01-18
Belgium	1035	508081	2000-10-09	2022-12-30
Belize	15	3162	2019-06-06	2022-12-30
Bermuda	210	58862	1996-07-11	2022-12-30
Bosnia and Herzegovina	72	28254	2009-06-24	2022-12-30
Brazil	574	110739	2016-01-04	2023-01-18
Bulgaria	233	84274	2003-02-14	2022-12-30
Canada	2297	577034	2002-10-15	2023-01-17
Cayman Islands	857	177387	1990-04-30	2022-12-31
Chile	867	46301	2016-05-27	2023-01-18
China	4654	2317608	2005-07-22	2022-12-30
Colombia	2	308	2022-01-06	2022-12-29
Cook Islands	1	1521	1993-02-11	2006-03-23

Table 5: Statistics on issuer domicile country of mutual funds traded on organized markets				
Country of domicile of the issuer	Number of mutual funds trading lines	Number of observations	Period of availability	
Croatia	30	13886	2003-10-02	2022-12-30
Curacao	72	59242	1985-09-01	2017-02-20
Cyprus	34	25848	1997-05-22	2022-12-30
Czech Republic	104	15633	2000-06-08	2022-12-30
Denmark	4242	2038214	1990-03-28	2022-12-30
Ecuador	12	43	2020-01-14	2022-12-27
Egypt	2	333	2022-01-02	2022-12-29
El Salvador	2	1	2022-01-25	2022-01-25
Estonia	17	4687	1998-06-11	2022-12-30
Finland	20	7410	2002-02-11	2022-12-30
France	21602	11363024	1994-02-03	2023-01-04
Gambia	1	302	2001-12-14	2003-12-24
Germany	21338	23899523	1999-01-01	2023-01-18
Gibraltar	3	5	2004-01-30	2007-07-13
Greece	11	10815	2004-10-08	2022-12-30
Guatemala	7	5669	2012-06-26	2022-12-30
Guernsey	2730	957754	1985-09-01	2022-12-31
Hong Kong	1233	500905	1996-10-08	2022-12-30
Hungary	568	193627	2006-02-24	2022-12-30
Iceland	6	2544	1998-07-15	2022-12-30
India	2721	522210	1999-03-09	2022-12-30
Indonesia	201	54288	2007-12-18	2022-12-30
Ireland	58187	29948808	1995-05-18	2023-01-18
Isle of Man	760	267991	2002-09-20	2022-12-30
Israel	630	67874	2017-02-20	2022-12-29
Italy	1945	1546808	1997-09-19	2022-12-27
Jamaica	1	156	2019-09-03	2022-12-30
Japan	1439	715719	1995-05-29	2022-12-30
Jersey	565	192080	1994-05-31	2022-12-30
Kazakhstan	33	6077	2010-01-27	2022-12-30

Table 5: Statistics on issuer domicile country of mutual funds traded on organized markets				
Country of domicile of the issuer	Number of mutual funds trading lines	Number of observations	Period of availability	
Latvia	1	1	2022-10-19	2022-10-19
Lebanon	4	574	2005-06-10	2013-04-22
Liechtenstein	464	459766	2002-08-19	2022-12-31
Lithuania	25	6477	2011-02-03	2022-12-30
Luxembourg	139061	103026355	1987-01-05	2023-01-18
Malaysia	101	61401	1994-07-07	2022-12-30
Malta	44	12324	2000-10-11	2022-12-30
Mauritius	16	4234	2002-02-15	2022-12-30
Mexico	4609	996466	2009-11-19	2023-01-18
Monaco	15	2123	2000-09-14	2006-11-24
Montenegro	6	662	2021-01-12	2022-12-30
Morocco	1	1	2017-02-21	2017-02-21
Nepal	1	132	2022-01-17	2022-12-29
Netherlands	1430	964944	1985-09-01	2023-01-18
Netherlands Antilles	1	29	2005-11-30	2008-05-31
New Zealand	155	92080	2000-10-10	2022-12-30
Nigeria	5	1195	2016-01-04	2021-12-20
Norway	113	50485	2004-01-05	2022-12-30
Oman	3	49	2022-01-02	2022-12-29
Pakistan	75	59858	2000-07-14	2022-12-30
Panama	121	1653	1990-06-29	2022-12-30
Peru	19	1904	2020-12-30	2023-01-18
Philippines	9	9361	2003-04-23	2022-12-29
Poland	233	79301	1997-06-16	2022-12-30
Portugal	29	7188	1999-01-14	2022-12-30
Qatar	3	275	2001-08-02	2022-12-29
Romania	91	29744	2007-11-16	2022-12-30
Russian Federation	1475	426743	2007-03-30	2022-12-30
Saint Lucia	1	158	2022-01-03	2022-12-30
Saudi Arabia	9	1209	2022-01-02	2022-12-29

Table 5: Statistics on issuer domicile country of mutual funds traded on organized markets				
Country of domicile of the issuer	Number of mutual funds trading lines	Number of observations	Period of availability	
Serbia	2	194	2008-08-21	2021-12-13
Singapore	409	291561	1990-01-30	2022-12-30
Slovakia	3	361	2011-03-23	2022-12-30
Slovenia	12	5009	2002-02-26	2019-01-24
South Africa	265	76726	2006-03-07	2022-12-30
South Korea	3648	1347462	1991-02-27	2022-12-30
Spain	9205	6170085	1993-04-14	2022-12-30
Sri Lanka	2	2653	2013-06-24	2020-11-19
Sweden	319	117299	2000-10-30	2022-12-31
Switzerland	4371	2160947	1987-01-05	2022-12-31
Taiwan, Province of China	1113	527084	1997-06-05	2022-12-30
Thailand	235	135603	1997-03-03	2022-12-30
Trinidad and Tobago	3	311	2016-01-11	2022-12-30
Turkey	85	54978	2005-01-14	2022-12-30
Ukraine	351	23152	2008-01-21	2022-12-29
United Kingdom	26707	18165113	1993-04-05	2022-12-31
United States	98369	43233237	1985-09-01	2023-01-18
Venezuela	3	199	2022-01-03	2023-01-13
Viet Nam	49	18092	2004-11-15	2022-12-30
Virgin Islands, British	214	23032	1996-08-12	2023-01-18

1.2. Currency of mutual funds traded on organized markets

Table 6: Statistics on mutual funds currencies listed on organized markets			
Denomination	Number of observations	Period of availability	
Afghani	408286	2011-07-14	2022-12-30
Afghani (old)	9907400	1995-05-26	2022-12-30
Algerian Dinar	309135	2002-09-20	2019-07-22

Table 6: Statistics on mutual funds currencies listed on organized markets			
Denomination	Number of observations	Period of availability	
Andorran Peseta (old)	1420	2002-09-20	2004-02-13
Argentine Peso	57024	2016-01-04	2023-01-18
Argentine Peso (old)	17	2022-02-11	2022-12-19
Aruban Guilder	781	2020-01-24	2022-12-30
Australian Dollar	199	2022-01-03	2023-01-13
Austral (old)	109591	2016-01-04	2023-01-18
Austrian Florin (old)	1965122	2016-01-04	2022-12-30
Azerbaijani Manat	1595815	2017-09-25	2022-12-30
Bahraini Dinar	467445	1986-01-08	2022-12-30
Balboa	880	2008-08-28	2017-06-16
Barbados Dollar	301702	2003-04-23	2022-12-30
Belarussian Ruble (old)	379509	2007-11-07	2022-12-30
Belgian Franc (old)	168115	1990-01-30	2022-10-12
Bitcoin Cash	276	2017-07-11	2018-08-31
Boliviano	64020	1994-07-07	2022-12-30
Canadian Dollar	22	2014-09-22	2015-02-27
Cayman Islands Dollar	980	2009-08-25	2012-07-09
Colombian Peso	20	2014-10-19	2020-04-27
Convertible Franc (old)	20	2017-06-19	2022-12-30
Convertible Peseta (old)	17301	2008-01-21	2022-02-23
Cordoba	4	2010-11-04	2010-11-04
Cordoba (old)	9927	2004-10-08	2022-12-30
Cruzado (old)	1038	2012-10-15	2013-11-06
Cruzeiro Real (old)	342	2014-06-16	2015-01-26
Cuban Peso	4384807	1994-02-03	2018-03-21
Cyprus Pound (old)	341	2021-09-14	2022-12-30
Czech Koruna	5172	2020-02-06	2022-12-30
Dalasi	1	2016-08-31	2016-08-31
Danish Krone	639492	1985-09-01	2022-09-30
Deutsche Mark (old)	14832880	1985-09-01	2022-12-30
Dominican Peso	9	2020-02-13	2022-10-14

Table 6: Statistics on mutual funds currencies listed on organized markets			
Denomination	Number of observations	Period of availability	
Drachma (old)	1	2015-07-31	2015-07-31
Egyptian Pound	12619	1999-03-08	2021-12-30
El Salvador Colon	240	2021-06-24	2022-12-29
Ether	239349	2021-01-04	2022-12-30
Falkland Isl.Pound	273694	2016-10-03	2022-12-30
Financial Franc (old)	7301	2007-12-12	2022-12-30
Financial Rand (old)	695071	2004-11-19	2021-12-31
Franc Congolais	333498	1996-08-28	2022-12-31
French Franc (old)	16372	2016-01-04	2022-12-30
Ghana Cedi	17	2017-03-01	2017-12-29
Gold	1	2017-07-20	2017-07-20
Goldmark/DEM (old)	2233382	1985-09-01	2022-12-30
Goldmark (old)	87511	2000-10-30	2022-12-30
Gold Pound Sterling/CHF, f.exch.rate	16999	2021-01-04	2022-12-30
Iceland Krona	18025	2021-01-04	2022-12-29
Indian Rupee	5	2017-03-02	2018-08-20
Inti (old)	17368	2009-07-07	2021-07-16
Iranian Rial	6214	2021-01-04	2022-12-30
Iraqi Dinar	82428	2010-09-28	2022-12-30
Italian Lira (old)	132	2022-01-17	2022-12-29
Jamaican Dollar	341279	2016-01-04	2022-12-30
Jordanian Dinar	429914	2016-01-04	2022-12-30
Karbovanet (old)	593599	2009-05-15	2022-12-30
Kenyan Shilling	1916	2019-03-04	2022-12-30
Kina	113325	2010-09-15	2022-12-30
Kip	2546	2009-05-15	2022-12-28
Kip Pot Pol (old)	7825953	1987-02-02	2022-12-30
Koruna (old)	910039	2021-01-04	2022-12-30
Kuwaiti Dinar	2067	2019-03-04	2022-12-30
Kwacha	2044	2020-05-26	2022-12-30
Kwanza (old)	1068	2007-03-30	2022-12-30

Table 6: Statistics on mutual funds currencies listed on organized markets			
Denomination	Number of observations	Period of availability	
Lebanese Pound	16097	2020-01-21	2022-12-30
Leu A/52 (old)	1857326	2011-08-17	2022-12-30
Leu (old)	1020960	2021-01-04	2022-08-26
Lev A/52 (old)	112817	1996-03-05	2022-12-30
Lev A/62 (old)	107937	1993-04-22	2022-12-30
Liberian Dollar	675	2009-03-16	2013-07-31
Libyan Dinar	577	2019-01-10	2022-12-28
Lilangeni	87684	2010-11-11	2022-12-30
Loti	8	2020-03-31	2022-12-28
Luxembourg Franc (old)	13437	2021-06-25	2022-12-30
Malagasy Franc (old)	33775	2016-01-04	2022-12-30
Malaysian Ringgit	82091	1997-01-17	2022-12-30
Maldive Rupee (old)	16855090	1994-09-05	2022-12-30
Mali Franc (old)	115768	2020-10-19	2022-12-30
Maloti (old)	1648968	1990-03-28	2022-12-30
Maltese Pound (old)	15409543	1999-01-04	2022-12-30
Markka (old)	60245	1995-03-20	2022-12-30
Mark of the GDR (old)	1102359	2006-11-17	2012-03-23
Mauritius Rupee	7173769	2008-10-31	2022-12-31
Metical	106	2022-10-24	2022-10-24
Metical (old)	174961	2009-01-02	2017-06-20
Moroccan Dirham	4461	2021-01-04	2022-12-30
Moroccan Franc (old)	3847	1998-01-05	2002-05-30
Mozambique Escudo (old)	18555677	1994-12-05	2022-12-30
Naira	2485	2021-01-04	2022-12-30
Nakfa	90903	2000-10-11	2022-12-30
Namibia Dollar	1012722	2011-07-11	2022-12-30
Nepalese Rupee	2	2020-11-24	2020-11-24
Netherl.Antillian Guilder	220003	2016-01-04	2022-12-30
New Cruzado (old)	307	2015-10-01	2017-06-28
New Dinar (old)	60862	2015-01-06	2022-09-30

Table 6: Statistics on mutual funds currencies listed on organized markets			
Denomination	Number of observations	Period of availability	
New Israeli Sheqel	12884	2021-01-04	2022-12-30
New Yugoslavian Dinar (old)	2447	2007-05-01	2019-01-28
New Zaire (old)	82731	1997-06-16	2022-12-30
Ngultrum	623	2002-04-17	2010-09-03
North Korean Won	22322	2003-05-13	2022-12-30
Nuevo sol	21126	2010-08-20	2017-04-03
Old French Franc (old)	333	2022-01-02	2022-12-29
Old Shilling (old)	2997	2012-09-20	2018-06-15
Peso Guinea Bissau (old)	428	2011-03-23	2012-12-07
Peso (old)	896632	1985-09-01	2022-12-30
Portugese Escudo (old)	5907408	2009-07-31	2022-12-31
Pound f.issues bevor deval. 67/DEM (old)	2	2010-04-13	2010-04-13
Pound (old)	18480	2018-05-04	2022-12-30
Pound Sterl. from 8.72/DEM (old)	10452	2021-01-04	2022-12-30
Pound Sterling	59662	2006-01-02	2022-12-30
Rand	511654	2009-12-15	2021-12-31
Reichsmark (old)	1712275	1999-01-14	2022-12-30
Reichsmark, Rentenmark/DEM (old)	369098	2005-03-04	2022-12-30
Rhodesian Dollar (old)	16769177	1986-06-24	2022-12-30
Rial Omani	4	2021-10-28	2022-02-21
Riel	43468	2014-01-28	2022-12-30
Ripple	5089	2007-11-26	2019-05-28
Rufiyaa	151895	2020-10-13	2022-12-30
Rupiah	13240	2021-01-04	2022-12-30
Schilling (old)	17	2018-10-30	2019-10-09
Seychelles Rupee	1	2006-04-28	2006-04-28
Slovak Koruna (inactive as of 01.01.09)	2594883	2016-01-04	2022-12-30
Sol (old)	139466	2009-09-11	2017-01-13
South Sudanese Pound	6055	2009-10-16	2022-12-15
Spanish Peseta A (old)	24504	2003-02-14	2022-12-30

Table 6: Statistics on mutual funds currencies listed on organized markets			
Denomination	Number of observations	Period of availability	
Spanish Peseta (old)	2906	2012-10-23	2022-12-30
Sudanese Pound (old)	52018	2010-08-25	2022-12-30
Tajik Ruble (old)	10	2011-03-09	2011-04-06
Taka	2596	1998-09-30	2022-12-30
Tanzanian Shilling	56646	2012-05-14	2022-12-30
Tugrik	6732	2016-01-04	2022-09-30
UAE Dirham	84491	2018-12-17	2022-12-29
Uganda Shilling (old)	20	2010-03-01	2017-01-25
Unidad de Fomento	199159	2006-02-24	2022-12-30
Unidad de Valor Real	2	2015-02-13	2019-07-22
Unidad Previsional	58384	2011-09-21	2018-07-06
Unknown	3	2013-08-14	2016-12-28
US Dollar	448	2022-07-05	2022-12-30
Uzbekistan Sum	438	2021-01-06	2022-12-30
Vatu	6	2021-07-05	2022-07-04
Yen	80278	2016-01-04	2022-12-30
Yugoslavian Dinar (old)	42	2021-12-31	2022-12-31
Zloty (old)	1	2015-08-20	2015-08-20
	115590024	1986-01-03	2023-01-18

2. Database Content

2.1. EUROFIDAI code

Each trading line is identified by a unique EUROFIDAI code. The EUROFIDAI code is a 15-digit code with the following structure for mutual funds listed on organized markets:

- first three numbers: type of instrument (200 for funds)
- middle seven digits: unique identifier
- last five digits: code of the exchange for funds listed on organized markets.

Example:

The EUROFIDAI code of the fund Lyxor CAC 40 (DR) UCITS ETF – Dist is **200007963910025**:

- **200** for a fund,
- **0079639** for the fund's unique identifier,
- **10025** for the exchange (i.e. Euronext Paris).

Tables 7 and 8 provide the list of variables available in the EUROFIDAI organized market mutual funds database respectively obtained from “Codes Search” and “Data Extraction”.

2.2. Variables in the EUROFIDAI Organized Markets mutual funds database (Code Search)

Table 7: Variables in the EUROFIDAI Organized Markets mutual funds database (Code Search)	
Variable	Description
CODE SICOVAM	Fund's SICOVAM code. This is a five to six digits code was assigned to French traded securities. It was abandoned and replace by the ISIN code in 2003.
CODE VALOREN	Fund's VALOREN code. The VALOREN code is similar to an ISIN code assigned to each listed securities and financial instruments in Switzerland.
CODE VALOREN EXPIRATION DATE	Date at which the valoren code expired.
CODE VALOREN EXPIRATION REASON	Reason for which the VALOREN code expired.
	1 Rectification
	2 Maturity
	3 Call in of claims
	4 Early Redemption
	5 Other events
	6 Capital reduction
	7 Split
	8 Reverse split
	9 Merger
	10 Demerger
	11 Separation of units
	12 Consolidation in units
	13 Exchange
	14 Exchange offer

Table 7: Variables in the EUROFIDAI Organized Markets mutual funds database (Code Search)

Variable	Description	
	15	Assimilation
	16	Invalidation/stopping
	17	Dissolution of company
	18	Reorganisation
	19	Change of nominal value
	20	Repurchase of own securities
	21	Amortization
	22	Capital repayment
	23	Provocative deletion
	24	Issue withdrawn
	25	Expiry / Conversion / Exercise
	26	Offer
	27	Change of domicile
	28	Change of name
	29	Legal proceedings / Trial
	30	Change of trading currency
	31	Change of legal form
	32	Change of market place
	33	Knocked out
	34	Correction of trading currency
	35	Correction of market place
	36	Obsolete ETD contract spec
	37	ETD contract spec pending for deletion
	38	ETD deletion due to adjustment
	39	ETD deletion without adjustment
CREATION DATE	Inception date of the fund.	
DATE FIRST AVAILABLE DATA	First date at which a non-missing price is available for the corresponding identification code. We recommend using this date for data extraction.	
DATE LAST AVAILABLE DATA	Last date at which a non-missing price is available for the corresponding identification code. We recommend using this date for data extraction.	
EUROFIDAI CODE	Fund's unique identification code attributed by EUROFIDAI. See Section 2.1 for EUROFIDAI mutual funds' code structure.	

Table 7: Variables in the EUROFIDAI Organized Markets mutual funds database (Code Search)

Variable	Description	
FUND NAME	Name of the fund.	
FUND STATUS	Fund's status.	
	1	Not yet issued
	4	Inactive
	7	In liquidation/dissolution
	8	Active
	9	In default
INVESTMENT TYPE	Type of fund investment. The type of investment briefly describes the class of securities in which the fund is invested. This variable is especially useful in the initial selection of funds.	
	1	Equities Fund/Equity unit trust
	2	Fixed interest sec. Fund/ bond Fund
	3	Money market / Currency Fund
	4	Convertible bond Fund
	5	Invest. objective Fund/Balanced Fund
	6	Hedge Fund
	7	Real estate investment Fund
	8	Industry Fund
	9	Index Fund
	10	Fund of Funds
	11	Country / Regional Fund
	12	Allroundfunds/Mixed Funds
	13	Equities & industry Fund
	14	Equities & country/regional Fund
	15	Bond & industry Funds
	16	Bond & country/regional Funds
	17	Guarantee fund/insurance Fund
	18	Pension Fund
	19	Equity/Bond Fund
	20	Sector-/Country-& Regional Fund
	21	Equity/Sector-/Country-& Regional Fund
	22	Bond/Sector-/Country-& Regional Fund

Table 7: Variables in the EUROFIDAI Organized Markets mutual funds database (Code Search)	
Variable	Description
	23 Investment foundation claim
	24 Insurance Funds
	25 Bond & Equity/Country-& Regional Fund
	26 Mortgage Fund
	27 Futures/Options Funds
	28 Derivative Fund
	29 ETF
	30 Private Equity Fund
	31 Commodity Fund
	32 Fund of Hedge Funds
	33 Fund of Private Equity Funds
	34 Alternative Fund
	35 Digital Assets
	99 Other
ISIN CODE	ISIN code identifying the fund (note that some ISIN codes are copyrighted, particularly those with the prefix "AN", "BM", "BS", "CA", "KY "US" or "VG").
ISIN CODE STATUS	Code for the status of the ISIN code.
	1 Reserved
	2 Active
	3 Deleted
	4 Reactivated
	5 Change pending
	6 ISIN transferred
	99 Other
ISIN END VALIDITY DATE	Last date at which the ISIN code is valid.
ISIN START VALIDITY DATE	First date at which the ISIN code is valid.
ISSUER CODE	Issuer code (code_gk)
ISSUER DOMICILE	Domicile country of the fund issuer.
ISSUER EXPIRATION DATE	This date indicates when the institution was set to inactive.

Table 7: Variables in the EUROFIDAI Organized Markets mutual funds database (Code Search)	
Variable	Description
ISSUER EXPIRATION REASON	Reason for which the fund issuer expired.
	1 Rectification
	2 Merger
	3 Demerger
	4 Reorganisation
	5 Forced/debt restructuring liquidation
	6 Voluntary liquidation
	7 Change of domicile
	8 Change of name
	9 Trial
	10 Provocative deletion
	11 Change of legal form
ISSUER LEGAL FORM	Legal form of the fund issuer.
	1 Company
	2 Trading place/market
	3 State / territory
	4 Natural person
	5 Public corporation
	6 Investment fund/trust
	7 News agency
	8 Contributor
	9 Price information provider
	10 Technical trading place
	11 Aggregated or disaggregated markets
	12 Government/Parliament
	13 SPV / SPE / SPI
	99 Other
ISSUER NAME	Institution short name with up to 19 characters.
ISSUER STATUS	Status of the fund's issuer.

Table 7: Variables in the EUROFIDAI Organized Markets mutual funds database (Code Search)	
Variable	Description
	1 In foundation
	2 In bankruptcy proceedings
	3 Under administration
	4 Inactive at SIX Financial Information
	5 Active
	6 Inactive (inactive)
	7 Chapter 7
	8 Chapter 11
	9 In liquidation
	10 In debt restructuring liquidation
	11 In Chapter 11 Liquidation
	12 Stock exchange for reference purposes only
ISSUER TYPE	Type of the fund issuer.
	1 Company
	2 Trading place/market
	3 State / territory
	4 Natural person
	5 Public corporation
	6 Investment fund/trust
	7 News agency
	8 Contributor
	9 Price information provider
	10 Technical trading place
	11 Aggregated or disaggregated markets
	12 Government/Parliament
	13 SPV / SPE / SPI
	99 Other
ISSUER WEBSITE	Website of the fund's issuer.
NUMBER OF OBSERVATIONS	Number of available observations for the fund.
ORIGINAL ISSUER CODE	Code of the original issuer.

Table 7: Variables in the EUROFIDAI Organized Markets mutual funds database (Code Search)		
Variable	Description	
ORIGINAL ISSUER DOMICILE	Country of domicile of the original issuer.	
ORIGINAL ISSUER NAME	Short name of the original issuer.	
STOCK EXCHANGE COUNTRY	Country of the stock exchange.	
STOCK EXCHANGE NAME	Name of the stock exchange.	
STOCK EXCHANGE TYPE	Type of the stock exchange.	
	1	Company
	2	Trading place/market
	3	State / territory
	4	Natural person
	5	Public corporation
	6	Investment fund/trust
	7	News agency
	8	Contributor
	9	Price information provider
	10	Technical trading place
	11	Aggregated or disaggregated markets
	12	Government/Parliament
	13	SPV / SPE / SPI
	99	Other

2.3. Variables in the EUROFIDAI Organized Markets mutual funds database (Data Extraction)

Table 8: Variables in the EUROFIDAI Organized Markets mutual funds database (Data Extraction)	
Variable	Description
ADJUSTMENT COEFFICIENT	This variable represents the adjustment coefficient for corporate actions (events) that have an impact on the prices. The adjustment coefficient allows value calculation adjusted for capital operations. It can be used to calculate the fund's return.
BEST ASK	Lowest quoted offer price from competing market makers or other sellers for a particular trading instrument. The ask price is the lowest price that a seller is willing to offer for an asset, and the best ask is the most favorable ask price offered at a given time for a given security.
BEST BID	Highest quoted bid for a particular security among all bids offered by competing market makers. The best bid is the highest price that an investor is willing to pay for an asset.
DAILY HIGHEST MEAN BID-ASK SPREAD	Daily highest arithmetic mean between bid rates and ask rates
DAILY HIGHEST PRICE	Highest price of the quotation day
DAILY LOWEST MEAN BID-ASK SPREAD	Daily lowest arithmetic mean between bid rates and ask rates
DAILY LOWEST PRICE	Lowest price of the quotation day
DATE QUOTATION	Quotation date
DIVIDEND CURRENCY	Currency of the dividend
DIVIDEND GROSS	Gross dividend represents the sum of the distributed dividend and the tax credit
DIVIDEND NET	Dividend distributed
NUMBER OF SHARES	Number of shares outstanding in the fund
PRICE AVERAGE	Average price of the quotation day. Arithmetical mean between various rates (for example bid and ask rates, high and low rates).
PRICE CLOSING	Closing price of the quotation day
PRICE LAST REFERENCE	Comparative value used by the SIX Swiss Exchange for making various calculations, such as opening price, delayed opening or stop trading.
PRICE OPENING	Opening price of the quotation day
PRICE QUOTED CURRENCY	Currency of the quoted price
TRADING VOLUME (SHARES)	Number of shares traded during the quotation day
TRADING VOLUME (VALUE)	Market value of transactions during the quotation day
YEARLY HIGHEST MEAN BID-ASK SPREAD	Yearly highest arithmetic mean between bid rates and ask rates
YEARLY HIGHEST TRADE PRICE	Yearly highest price at which a stock exchange transaction is settled
YEARLY LOWEST MEAN BID-ASK SPREAD	Yearly lowest arithmetic mean between bid rates and ask rates
YEARLY LOWEST TRADE PRICE	Yearly lowest price at which a stock exchange transaction is settled

3. Complementary information

In addition to the above variables, the mutual funds database for OTC funds and funds listed on organized markets includes detailed complementary information under the heading "Further Information". The complementary information includes:

- General characteristics of the fund
- Classification of the fund
- Related institutions
- Fund fees
- Minimum amount of subscription
- Authorized country
- Fund investment policy
- Fund asset allocation
- Fund benchmark
- Tax / Regulation / Reporting

The following sections provide detailed information on these variables.

3.1. « General Characteristics » Variables

Table 9: General Characteristics Variables	
Variable	Description
DATE CREATION	Creation date of the fund.
DATE INFORMATION	Date at which information on this group of variables is obtained.
DIVIDEND POLICY	Fund dividend policy.
	1 Cumulative
	2 Distributive
	3 Mixed form
EUROFIDAI CODE	Fund's unique identification code attributed by EUROFIDAI. See Section 2.1 for EUROFIDAI mutual funds' code structure.
EUROFIDAI PRIMARY CODE	Fund's primary code is obtained by removing the 5 last digits of its EUROFIDAI code. The primary code of the fund is defined as the EUROFIDAI code without the sub-codes of the associated stock exchange or of the currency in which its net asset value is expressed. The primary code was created to minimize the size of the results file. Indeed, a mutual fund can be traded on several stock exchanges or its net asset value can be expressed in different currencies (in this case, the fund has as many EUROFIDAI codes as stock exchanges and currencies). But, complementary information associated to the fund is not specific to a stock exchange or a currency. Therefore, instead of the EUROFIDAI code, this primary code is proposed in the results file.
FUND CLOSED-END	Indicates whether the fund is a closed-end fund or not. The variable is equal to 0 if the fund is an open-end fund. The variable is equal to 1 if the fund is a closed-end fund.
FUND MANAGER ADDRESS	Address of the fund manager.
FUND MANAGER CITY	City/town of the fund manager.
FUND MANAGER NAME	Name of the fund manager whenever available.
FUND MANAGER POSTAL CODE	Postal code of the fund manager.
FUND NAME	Name of the fund.
FUND STATUS	Fund's status.
	1 Not yet issued
	4 Inactive
	7 In liquidation/dissolution
	8 Active
	9 In default
FUND WEBSITE	Fund's website address.
INVESTMENT TYPE	Type of fund investment. The type of investment briefly describes the class of securities in which the fund is invested. This variable is especially useful in the initial selection of funds.

Table 9: General Characteristics Variables		
Variable	Description	
	1	Equities Fund/Equity unit trust
	2	Fixed interest sec. Fund/ bond Fund
	3	Money market / Currency Fund
	4	Convertible bond Fund
	5	Invest. objective Fund/Balanced Fund
	6	Hedge Fund
	7	Real estate investment Fund
	8	Industry Fund
	9	Index Fund
	10	Fund of Funds
	11	Country / Regional Fund
	12	Allroundfunds/Mixed Funds
	13	Equities & industry Fund
	14	Equities & country/regional Fund
	15	Bond & industry Funds
	16	Bond & country/regional Funds
	17	Guarantee fund/insurance Fund
	18	Pension Fund
	19	Equity/Bond Fund
	20	Sector-/Country-& Regional Fund
	21	Equity/Sector-/Country-& Regional Fund
	22	Bond/Sector-/Country-& Regional Fund
	23	Investment foundation claim
	24	Insurance Funds
	25	Bond & Equity/Country-& Regional Fund
	26	Mortgage Fund
	27	Futures/Options Funds
	28	Derivative Fund
	29	ETF
	30	Private Equity Fund
	31	Commodity Fund

Table 9: General Characteristics Variables		
Variable	Description	
	32	Fund of Hedge Funds
	33	Fund of Private Equity Funds
	34	Alternative Fund
	35	Digital Assets
	99	Other
ISSUER DOMICILE NAME	Country of domicile of the fund issuer.	
ISSUER EXPIRATION DATE	Date on which the fund issuer expired.	
ISSUER EXPIRATION REASON	Reason for which the fund issuer expired.	
	1	Rectification
	2	Merger
	3	Demerger
	4	Reorganisation
	5	Forced/debt restructuring liquidation
	6	Voluntary liquidation
	7	Change of domicile
	8	Change of name
	9	Trial
	10	Provocative deletion
	11	Change of legal form
ISSUER FULL NAME	Full name of the fund issuer.	
ISSUER IBEI CODE	IBEI (International Business Entity Identifier) code of the fund issuer.	
ISSUER LEGAL FORM	Legal form of the fund issuer.	
	1	Company
	2	Trading place/market
	3	State / territory
	4	Natural person
	5	Public corporation
	6	Investment fund/trust
	7	News agency
	8	Contributor
	9	Price information provider

Table 9: General Characteristics Variables		
Variable	Description	
	10	Technical trading place
	11	Aggregated or disaggregated markets
	12	Government/Parliament
	13	SPV / SPE / SPI
	99	Other
ISSUER NAME	Short name of the fund issuer.	
ISSUER STATUS	Status of the fund's issuer.	
	1	In foundation
	2	In bankruptcy proceedings
	3	Under administration
	4	Inactive at SIX Financial Information
	5	Active
	6	Inactive (inactive)
	7	Chapter 7
	8	Chapter 11
	9	In liquidation
	10	In debt restructuring liquidation
	11	In Chapter 11 Liquidation
	12	Stock exchange for reference purposes only
ISSUER TYPE	Type of the fund issuer.	
	1	Company
	2	Trading place/market
	3	State / territory
	4	Natural person
	5	Public corporation
	6	Investment fund/trust
	7	News agency
	8	Contributor
	9	Price information provider
	10	Technical trading place
	11	Aggregated or disaggregated markets

Table 9: General Characteristics Variables		
Variable	Description	
	12	Government/Parliament
	13	SPV / SPE / SPI
	99	Other
ISSUER WEBSITE	Fund issuer's website address.	
ORIGINAL ISSUER NAME	Name of the original fund issuer.	
PRIVATE INVESTORS	Indicates whether the fund is intended for private investors or not. The variable is equal to N (NO) if the fund is not intended to private investors. The variable is equal to Y (YES) if the fund is intended to private investors. The variable is equal to U (undefined) if we cannot determine if the fund is intended to private investors or not.	
TARGET INVESTORS	Type of investors for whom the fund is intended.	
	1	Fund for institutional investors
	2	Fund for qualified investors
	3	Fund for institutional/qualified investors
	4	Fund with special terms
	5	Fund for limited circle of investors
	6	Spezialfonds
	7	Funds for private investors only
	8	Fund for accredited investors
	9	Fund for sophisticated investors
	10	Retail / No restrictions

3.2. Fund investment types

The INVESTMENT TYPE NAME variable is available for both OTC traded funds and funds listed on Organized Markets. The variable provides a description for the type of fund investment: Equities fund, Country/Regional fund, Commodity Fund, etc. Funds can be successively associated with several types of investment, during a given sample period.

Note: Fund investment types need to be used with caution since they are not exhaustive and their definitions may vary from one country to another.

3.2.1. Investment Type: Summary Statistics

Table 10: Investment Type for All Mutual Funds			
Investment Type	Number of trading line (Organized Markets)	Number of trading line (Over-the-counter Markets)	Total Number of trading line
Allroundfunds/Mixed Funds	54086	23384	77470
Alternative Fund	13	6	19
Bond & country/regional Funds	31482	18575	50057
Bond & Equity/Country-& Regional Fund	1655	1396	3051
Bond & industry Funds	432	383	815
Bond/Sector-/Country-& Regional Fund	457	130	587
Commodity Fund	492	288	780
Convertible bond Fund	2721	1610	4331
Country / Regional Fund	3043	1088	4131
Derivative Fund	2750	1396	4146
Equities & country/regional Fund	70098	49057	119155
Equities Fund/Equity unit trust	43405	24413	67818
Equities & industry Fund	11036	11032	22068
Equity/Bond Fund	7037	5169	12206
Equity/Sector-/Country-& Regional Fund	6354	5012	11366
ETF	16003	190522	206525
Fixed interest sec. Fund/ bond Fund	64959	28198	93157
Fund of Funds	20603	10079	30682
Fund of Hedge Funds	3928	532	4460
Fund of Private Equity Funds	53	37	90
Futures/Options Funds	1104	335	1439
Guarantee fund/insurance Fund	6038	1224	7262
Hedge Fund	14273	1677	15950
Index Fund	10654	5527	16181
Industry Fund	2315	1005	3320
Insurance Funds	1000	811	1811
Investment foundation claim	1199	187	1386

Table 10: Investment Type for All Mutual Funds			
Investment Type	Number of trading line (Organized Markets)	Number of trading line (Over-the-counter Markets)	Total Number of trading line
Invest. objective Fund/Balanced Fund	7340	2873	10213
Money market / Currency Fund	7878	3329	11207
Mortgage Fund	44	12	56
Other	20511	5160	25671
Pension Fund	1845	2141	3986
Private Equity Fund	2238	218	2456
Real estate investment Fund	3285	2603	5888
Sector-/Country-& Regional Fund	508	284	792

3.3. « Classification » Variables

This group of variables relates to fund classification.

Table 11: Classification Variables		
Variable	Description	
CLASSIFICATION	Fund classification.	
	AZT	Investment Style
	AFG	Swiss Federal Investment Fund Act (inactive)
	EBK	Swiss Federal Banking Commission SFBC (new: FINMA)
	SFA	Swiss Funds Association - SFA
	ESTV	Federal Swiss Tax Administration
	EU	Fund market of the European Union
	ASSOG	Italian fund market - Assogestioni
	InvmG	German investment tax law InvmG (inactive)
	InvmGS	German investment law InvmGS (inactive)
	InvmGH	German Investment Modernisation Law
	VermBG	German Capital Formation Law
	LUX	Luxembourgian fund market
	CMVM	Portuguese fund market
	AMF	French fund market
	AMFFC	French fund market - special values
	CNMV	Spanish fund market
	ATZ	Austrian fund market EU-Savings Tax

Table 11: Classification Variables		
Variable	Description	
	AT	Austrian fund market
	FC	Danish fund market - FundCollect
	MSUS	U.S. fund market - Morningstar
	MSCA	Canadian fund market - Morningstar
	MSEUA	Europ./Asian fund market - Morningstar
	KAG	Swiss law collect.cap.investments
	IUG	LI-investment comp.law 19.5.05
	MSAUS	Australian fund market - Morningstar
	MSIND	Indian fund market - Morningstar
	MSCHI	Chinese fund market - Morningstar
	MSNZL	New Zealand fund market - Morningstar
	MSUCE	US Closed End - Morningstar
	MSUFE	US ETF - Morningstar (inactive)
	EFC	European Fund Classification (inactive)
	LORG	Legal/Organisational Classification
	ARIA	French fund market - ARIA funds
	BE	Belgian fund market
	ESMA	European Securities and Markets Authority
	AMFAM	French fund market - Alternative management
	EUPFCL	Europerformance Fund Classification
	KAGB	German Capital Investment Code (KAGB)
	MSUSETF	US ETF - Morningstar
	EFC2012	European Fund Classification (EFC)
CLASSIFICATION - SUBCLASS	Subclass of the general classification (large list of codes available upon request to our support team).	
COMPLEMENTARY INFORMATION	Complementary information on fund classification.	
COMPLEMENTARY INFORMATION	1	Verified
COMPLEMENTARY INFORMATION	2	Indicative

3.4. « Related Institutions » Variables

This group of variables relates to institutions associated to the fund.

Table 12: Related Institution Variables		
Variable	Description	
ISSUER CODE	Code gk of the fund's issuer.	
ISSUER NAME	Name of the fund's issuer.	
INSTITUTION ROLE	1	Fund management company
	2	Depository bank/Custodian

Table 12: Related Institution Variables	
Variable	Description
	3 Launcher / Subscription agent
	4 Auditor
	5 Representative
	6 Administrator
	7 Investment advisor
	8 Calculation agent
	9 Distribution / Selling agent
	10 Self managed fund
	11 Transfer agent
	12 Registrar
	13 Trustee
	14 Operating company
	15 Portfolio Manager/Investment Manager
	16 Onshore legal advisor
	17 Offshore legal advisor
	18 Regulatory body
	19 CDS Reference Entity
	20 Prime broker
	21 Promoter
	22 Domiciliation agent
	23 Sponsor / Originator (SPV)
	24 Subadvisor
	25 Paying Agent
	26 Provider Company
	99 Other role (as descr. under Note)
RELATED INSTITUTION NAME	Institution related to the fund's issuer (code gk).

3.5. « Fees » Variables

This group of variables consists of fund fees. There are two types of fees: actual fees and planned fees.

Table 13: Fees Variables	
Variable	Description
CURRENT FEES	Current fees (amount or percent)
CURRENT FEES FREQUENCY	Frequency of current fees
CURRENT FEES FREQUENCY UNIT (CODE)	Unit for the frequency of current fees (expressed as a code)
CURRENT FEES FREQUENCY UNIT (NAME)	Unit of the current fees' frequency
CURRENT FEES UNIT (CODE)	Unit of the current fees (expressed as a code)
CURRENT FEES UNIT (NAME)	Unit of the current fees
EFFECTIVE DATE PLANNED FEES	Date from which planned fees will apply

Table 13: Fees Variables	
Variable	Description
FEES TYPE	Type of fund fees. This variable applies to current and planned fees.
	1 Front-end-fee
	2 Repurchase charge
	3 Management fee
	4 All-in-fee
	5 Performance fee
	6 Switching fee
	7 Administration fee
	8 12B-1-Fee
	9 Expense projections
	10 Reinvestment fee (in the same fund)
	11 Reinvestment fee (in associated fund)
	12 Total operating expense
	13 Custody fee
	14 Advisory fee
	15 Deferred Sales Charge
	16 Shareholder Service Fee
	17 Flat Fee
	18 Distribution fee
	19 Support fee
	20 Processing fee
	21 Servicing fee
	22 High water mark
	23 Hurdle rate
	24 KIID Ongoing Charges Figure
	25 TER Total Expense Ratio
	26 IEV (Issuer Estimated Value)
	27 Distribution allowance
	28 Offering Premium
	29 Recurring distribution fee
	30 Quanto interest
	31 Retrocession
	32 Max one-off charges entry costs ex ante (MiFID-II/PRIIP)
	33 One-off charges exit costs ex ante (MiFID-II/PRIIP)
	34 Ongoing charges ex ante (MiFID-II/PRIIP)
	35 All costs related to transactions ex ante (MiFID-II/PRIIP)
	36 Incidental costs ex ante (MiFID-II/PRIIP)
	37 Incidental costs/carried interest ex ante (MiFID-II/PRIIP)
	38 Reduction in yield (RIY) per year 1Y (PRIIP)
	39 Reduction in yield (RIY) per year 1/2 RHP (PRIIP)
	40 Reduction in yield (RIY) per year RHP (PRIIP)

Table 13: Fees Variables	
Variable	Description
	41 One-off charges entry costs ex post (MiFID-II)
	42 One-off charges exit costs ex post (MiFID-II)
	43 Ongoing charges ex post (MiFID-II)
	44 All costs related to transactions ex post (MiFID-II)
	45 Incidental costs ex post (MiFID-II)
	46 Gap Premium
	47 Management Fee ex ante (MiFID-II)
	48 Distribution Fee ex ante (MiFID-II)
	49 Management Fee ex post (MiFID-II)
	50 Distribution Fee ex post (MiFID-II)
	51 One-off charges maximum entry costs acquired ex ante (MiFID-II)
	52 One-off charges maximum exit costs acquired ex ante (MiFID-II)
	53 One-off charges exit costs structured securities prior to RHP ex ante (MiFID-II)
	54 structured securities ongoing costs ex post accumulated (MiFID-II)
	55 Net One-off cost Financial Instrument entry cost (MiFID-II)
	56 One-off cost Financial Instrument maximum entry cost Italy (MiFID-II)
	57 One-off cost Financial Instrument maximum exit cost Italy (MiFID-II)
	58 Financial Instrument Borrowing costs ex ante UK (MiFID-II)
	59 Financial Instrument Performance Fee costs ex ante (MiFID-II)
	60 Structured Securities Reference Price ex ante (Mi-FID-II)
	61 Net One-off cost Structured Securities entry cost ex post (MiFID-II)
	62 Financial Instrument Borrowing costs ex post UK (MiFID-II)
	63 Financial Instrument Performance Fee costs ex post (MiFID-II)
	64 Structured Securities Reference Price ex post (MiFID-II)
	65 Structured Securities Notional Reference Amount ex ante (MiFID-II)
	66 Structured Securities Notional Reference Amount ex post (MiFID-II)
	67 One-off Cost Financial Instrument Entry Cost Acquired (MiFID II)
	68 TER Excluding Performance Fee
	69 TER Including Performance Fee
	70 Trailer Fee
	99 Fees and charges
	100 One-off charges Portfolio entry costs
	101 One-off charges Portfolio entry costs acquired
	102 One-off portfolio exit cost at RHP
	103 One-off portfolio exit cost at 1 year
	104 One-off portfolio exit cost at half RHP
	105 One-off portfolio sliding exit cost indicator
	106 Ongoing portfolio other costs

Table 13: Fees Variables	
Variable	Description
	107 Ongoing portfolio management costs
	108 Ongoing portfolio transaction costs
	109 Existing performance fees
	110 Incidental portfolio performance fees
	111 Existing carried interest fees
	112 Incidental portfolio carried interest costs
	113 Total cost 1 year
	114 RIY 1 year
	115 Total cost half RHP
	116 RIY half RHP
	117 Total cost RHP
	118 RIY RHP
	119 One off costs Portfolio entry cost RIY
	120 One off costs Portfolio exit cost RIY
	121 Ongoing costs Portfolio transaction costs RIY
	122 Ongoing costs Other ongoing costs RIY
	123 Incidental costs Portfolio performance fees RIY
	124 Incidental costs Portfolio carried interests RIY
MAX CURRENT FEES	Maximum current fees (amount or percent)
MAX CURRENT FEES UNIT (CODE)	Unit of the maximum current fees (expressed as a code)
MAX CURRENT FEES UNIT (NAME)	Unit of the maximum current fees
MAX FREQUENCY	Frequency of maximum current fees
MAX FREQUENCY UNIT (CODE)	Unit for the frequency of maximum current fees (expressed as a code)
MAX FREQUENCY UNIT (NAME)	Unit of the maximum current fees' frequency
MAX PLANNED FEES	Maximum planned fees (amount or percent)
MAX PLANNED FEES UNIT (CODE)	Unit of the maximum planned fees (expressed as a code)
MAX PLANNED FEES UNIT (NAME)	Unit of the maximum planned fees
MAX PLANNED FREQUENCY	Frequency of maximum planned fees
MAX PLANNED FREQUENCY UNIT (CODE)	Unit for the frequency of maximum planned fees (expressed as a code)
MAX PLANNED FREQUENCY UNIT (NAME)	Unit of the maximum planned fees' frequency
MIN CURRENT FEES	Minimum current fees (amount or percent)
MIN CURRENT FEES UNIT (CODE)	Unit of the minimum current fees (expressed as a code)
MIN CURRENT FEES UNIT (NAME)	Unit of the minimum current fees
MIN FREQUENCY	Frequency of minimum current fees
MIN FREQUENCY UNIT (CODE)	Unit for the frequency of minimum current fees (expressed as a code)
MIN FREQUENCY UNIT (NAME)	Unit of the minimum current fees' frequency
MIN PLANNED FEES	Minimum planned fees (amount or percent)
MIN PLANNED FEES UNIT (CODE)	Unit of the minimum planned fees (expressed as a code)
MIN PLANNED FEES UNIT (NAME)	Unit of the minimum planned fees
MIN PLANNED FREQUENCY	Frequency of minimum planned fees
MIN PLANNED FREQUENCY UNIT (CODE)	Unit for the frequency of minimum planned fees (expressed as a code)

Table 13: Fees Variables	
Variable	Description
MIN PLANNED FREQUENCY UNIT (NAME)	Unit of the minimum planned fees' frequency
PLANNED FEES	Planned fees (amount or percent)
PLANNED FEES UNIT (CODE)	Unit of the planned fees (expressed as a code)
PLANNED FEES UNIT (NAME)	Unit of the planned fees
PLANNED FREQUENCY	Frequency of planned fees
PLANNED FREQUENCY UNIT (CODE)	Unit for the frequency of planned fees (expressed as a code)
PLANNED FREQUENCY UNIT (NAME)	Unit of the planned fees' frequency

3.6. « Subscription » Variables

This group of variables relates to the minimum amount of subscription for a given fund.

Table 14: Related Institution Variables	
Variable	Description
MIN SUBSCRIPTION AMOUNT	Minimal amount of subscription.
SUBSCRIPTION CURRENCY	Currency of the minimal subscription amount.
MIN SUBSCRIPTION TYPE	Type of minimum subscription.
	1 Regular
	2 IRA
	3 AIP
	4 Minimum investment for managed accounts
	5 Minimum subscription amount %
	99 Other
SUBSCRIPTION INCREMENT SIZE	The amounts which investors can subscribe to the fund are fixed by the fund. There is a minimum subscription amount. Larger subscription amounts are defined as the sum of the minimum subscription amount and the subscription increment size. Possible subscription amounts are (in ascending order): 1. the minimum subscription amount, 2. the minimum subscription amount plus the subscription increment size, 3. the minimum subscription amount plus two times the subscription increment size, etc.

3.7. « Authorized Sale Country » Variables

This group of variables concerns countries in which the fund complies with the legal requirements for selling their financial products.

Table 15: Authorized Sale Country Variables	
Variable	Description
SALES AUTHORIZATION COUNTRY	Country in which the fund complies with the legal requirements for selling its products.
SALES AUTHORIZATION VALIDITY DATE	Date of validity for the variable SALES AUTHORIZATION COUNTRY

3.8. “Investment Policy” Database Content

This group of variables describes the fund investment policy.

Table 16: Investment Policy Variables	
Variable	Description
INVEST AREA (CODE)	Geographical area in which the fund can invest (expressed as a code)
INVEST AREA (NAME)	Geographical area in which the fund can invest
INVEST CATEGORY	Financial asset category in which the fund may invest according to its initial statement (Equities, Bonds, Alternative funds, Money market papers, Derivatives, etc.).
INVEST PERCENT	Percentage of total fund investment which will be dedicated to a particular investment
INVEST PERCENT UNIT	Unit of measure of total fund investment dedicated to a particular investment
INVEST SECTOR (CODE)	Sector in which the fund can invest (expressed as a code)
INVEST SECTOR (NAME)	Sector in which the fund may invest according to its initial statement
MATURITY UNIT	Unit for the maturities (minimum or maximum) of the financial asset in which the fund can invest
MATURITY UNIT (NAME)	Maturity unit of the financial asset in which the fund may invest according to its initial statement
MAX INVEST PERCENT	Maximum percentage of total fund investment dedicated to a particular investment
MAX INVEST PERCENT UNIT	Unit of measure of the maximum percentage share unit of total fund investment dedicated to a particular investment
MAX MATURITY	Maximum maturity of the financial asset in which the fund can invest
MIN INVEST PERCENT	Minimum percentage of total fund investment dedicated to a particular investment

Table 16: Investment Policy Variables	
Variable	Description
MIN INVEST PERCENT UNIT	Unit of measure of the minimum percentage share unit of total fund investment dedicated to a particular investment
MIN MATURITY	Minimum maturity of the financial asset in which the fund can invest
POLICY DESCRIPTION	Detailed description of the investment policy. This description is an overview of the fund's investment objectives
POLICY VALIDITY DATE	Date at which the fund investment policy is valid

3.9. “Fund Asset Allocation” Database Content

This group of variables describes the fund asset allocation.

Table 17: Fund Asset Allocation Variables	
Variable	Description
ASSET ALLOCATION VALIDITY DATE	Date at which the fund asset allocation is valid
ASSET ALLOCATION DESCRIPTION	Description of the fund asset allocation
FIRM INVEST NAME	Name of the company in which the fund invests
INVEST INSTRUMENT NAME	Name of the financial asset in which the fund invests (i.e. equity)
INVEST CURRENCY (CODE)	Currency in which the fund invests (expressed as a code)
INVEST CURRENCY (NAME)	Explicit designation for the currency in which the fund invests
INVEST CATEGORY (CODE)	Financial asset category in which the fund invests (expressed as a code)
INVEST CATEGORY (NAME)	Explicit designation for the financial asset category in which the fund invests
INVEST SECTOR (CODE)	Sector in which the fund invests (expressed as a code)
INVEST SECTOR (NAME)	Explicit designation for the sector in which the fund invests
INVEST AREA (CODE)	Geographical area in which the fund invests (expressed as a code)
INVEST AREA (NAME)	Explicit designation for the geographical area in which the fund invests
MIN MATURITY	Minimum maturity of the financial asset in which the fund invests
MAX MATURITY	Maximum maturity of the financial asset in which the fund invests
MATURITY UNIT	Unit for the maturities (minimum or maximum) of the financial asset in which the fund invests
MATURITY UNIT (NAME)	Maturity unit of the financial asset in which the fund invests
INVEST PERCENT	Percentage of total fund investment which is dedicated to a particular investment
INVEST PERCENT UNIT	Unit of measure of the fund allocation to a particular investment

3.10. “Benchmark” Database Content

This group of variables describes the fund benchmark.

Table 18: Benchmark Variables	
Variable	Description
VALOREN CODE BENCHMARK	VALOREN code identifying the benchmark of the fund
BENCHMARK NAME	Benchmark name of the fund (i.e. S&P 500, the Russell 2000, MSCI EAFA, FTSE 100)
WEIGHTING	Weighting of each index used by the benchmark
BENCHMARK DESCRIPTION	Description of the fund benchmark. This description is an overview of the benchmark(s) that a fund uses. Note that a fund can be measured against a combination of various benchmarks on the basis of a specific weighting scheme.

3.11. “Tax / Regulation / Reporting” Database Content

This group of variables describes the Tax / Regulation / Reporting of mutual fund investors.

Table 19: Tax / Regulation / Reporting Variables	
Variable	Description
COUNTRY CODE	Code identifying the country in which taxes on mutual fund transactions are due
COUNTRY NAME	Country in which taxes on mutual fund transactions are due
REPORTING REGULATION	Name of the regulation rule that a mutual fund is subject to.
	1 Nationality Declaration
	2 Weiss (inactive)
	3 Bluetenweiss (inactive)
	4 Reportable acc. to par. 10 WAG
	5 KEST-exempt due to report
	6 SEC-Rule 22c-2
	7 TEFRA C
	8 TEFRA D
	9 Offered under Reg S
	10 Offered only to 144 -A-/QIB
	11 Foreign Ownership Limit (FOL)
	12 Restricted to Accredited Investors
	13 Sell only to both 144-A-/QIB & 3c7/QP
	14 Offered under Reg S and 3c7
	15 Unitary Issue
	16 RRSP eligible
	17 RESP eligible
	18 TFSA eligible
	19 SEC-Rule 13 (f)

Table 19: Tax / Regulation / Reporting Variables		
Variable	Description	
	20	KESSt-Meldefonds
	21	Reporting
	22	Authorised
	23	Bond Fund
	24	DDS - Deeply Discounted Securities
	25	PAIF - Property Authorised Investment Fund
	26	Qualification as investment funds
	27	PRiIPs scope indicator
	28	UK PRiIPs scope indicator
	30	Holder identifiable
	31	Transparent funds under paragraph 5 InvStG (inactive)
	33	US-Tax form W-8 BEN
	34	US-Tax form W-9
	35	Capital gain
	36	Eligible for PEA (shares savings plan)
	41	Risk Class 1 -KID SRRI UCITS- volatility intervals => 0% < 0.5%
	42	Risk Class 2 -KID SRRI UCITS- volatility intervals => 0.5% < 2%
	43	Risk Class 3 -KID SRRI UCITS- volatility intervals => 2% < 5%
	44	Risk Class 4 -KID SRRI UCITS- volatility intervals => 5% < 10%
	45	Risk Class 5 -KID SRRI UCITS- volatility intervals => 10% < 15%
	46	Risk Class 6 -KID SRRI UCITS- volatility intervals => 15% < 25%
	47	Risk Class 7 -KID SRRI UCITS- volatility intervals => 25%
	48	Grandfathering FWT
	49	Income Equalization Procedure (Germany) (inactive)
	50	Delivers interim gain (inactive)
	51	Financial innovations
	52	Tax-optimized money market funds
	53	Bail-in Power
	54	Swiss Tax Reporting Fund
	55	Statusbescheinigung nach § 7 Abs. 3 InvStG
	56	PIR Piano individuale di Risparmio
	57	Swedish Premium Pension System (PPM)
	58	EU Market Abuse Regulation
	59	Eligible for PERi (individual retirement/pension plan)
	60	SFTR: Collateral Security Type
	61	SFTR: Collateral Quality
	62	CRR: Capital Requirements Regulation
	63	EU Securitisation
	101	SNB-01:Money market instr., domestic issuers
	102	SNB-02:Med.-term bk-issued notes,dom.issuers
	103	SNB-03:Bonds issued by domestic issuers

Table 19: Tax / Regulation / Reporting Variables		
Variable	Description	
	104	SNB-04:Public sector bonds,domestic issuers
	105	SNB-05:Bonds issued by the Swiss Federation
	106	SNB-06:Shares issued by domestic issuers
	109	SNB-09:Other secs.(excl.derivat.)dom.issuers
	110	SNB-10:Total of securities,domestic issuers
	111	SNB-11:Money-market instr.,foreign issuers
	112	SNB-12:Bonds issued by foreign issuers
	113	SNB-13:Public sector bonds,foreign issuers
	114	SNB-14:Shares issued by foreign issuers
	117	SNB-17:Other secs.(excl.derivat.)foreign iss.
	118	SNB-18:Total of securities,foreign issuers
	121	SNB-21:Structured prod.(I.32-36),domest.iss.
	122	SNB-22:Structured prod.(I.37-41),foreign iss.
	123	SNB-23:Coll.inv.units(I.24+26) domestic issuers
	124	SNB-24:CISA-Units, domestic issuers
	125	SNB-25:CISA-Units, domestic issuers, open-end
	126	SNB-26:Non-CISA-Units, domestic issuers
	127	SNB-27:Non-CISA-Units,domest.issuers,open-end
	128	SNB-28:Coll.inv.units w.strat. MMI,dom.issuers
	129	SNB-29:Coll.inv.units, foreign issuers
	130	SNB-30:Coll.inv.units,foreign issuers,open-end
	131	SNB-31:Coll.inv.uts w.strat.MMI,foreign issuers
	132	SNB-32:Leveraged products,domestic issuers
	133	SNB-33:Participation products,domestic issuers
	134	SNB-34:Yield-optimisation prod.,domest.issuers
	135	SNB-35:Capital-protection prod.,domest.issuers
	136	SNB-36:Other structured prod.domestic issuers
	137	SNB-37: Leveraged products,foreign issuers
	138	SNB-38:Participation products,foreign issuers
	139	SNB-39:Yield-optimisation prod.,foreign issuers
	140	SNB-40:Capital-protection prod.,foreign issuers
	141	SNB-41:Other structured prod.,foreign issuers
	142	SNB-42: SNB Bills
	143	Inv.Tax Act application - Transparent fund
	144	Inv.Tax Act application - Non-transparent fund (Tax basis absent)
	145	Inv.Tax Act application - Non-transparent fund, absence of tax information
	146	Inv.Tax Act application - Non-transp. fund, def. tax classific. not poss. at this time
	147	Inv.Tax Act application - Transparent fund (first financial year after 31.12.2003)
	148	Inv.Tax Act application - Transparent fund (set up before 01.01.2004)

Table 19: Tax / Regulation / Reporting Variables		
Variable	Description	
	149	Inv.Tax Act application - Spec.invest.fund (acc.sect.15&16; § 6 is not applicable)
	150	Inc.equal. §5(1)3 (WM)
	151	Qualifying Corporate Bond
	152	Venture Capital Trust
	153	Building Society Shares
	154	Derivative on Gilt or QCB
	155	Eligible for PEA-SME
	156	Hong Kong SFC Authorized Products
	157	RDR Clean share class
	158	Notification date to freeze date of non-dematerialized/registered securities
	159	Restricted to Accredited Investors & 3c7/QP
	160	Fund is subject to capital yields tax on interest (§ 98 Abs. 1 Z 5 lit. b 1988)
	161	Tax reporting funds in accordance with § 98 EStG, ongoing data
	162	Tax reporting funds in accordance with § 98 EStG, annual data
	163	CSRC Authorized Products
	170	Individual Savings Account (ISA)
	171	Self-Invested Personal Pension (SIPP)
	172	Personal Equity Plan (PEP)
	180	Registered with local regulatory authority
	200	AIFMD: SEC_CSH_CODP
	201	AIFMD: SEC_CSH_COMP
	202	AIFMD: SEC_CSH_OTHD
	203	AIFMD: SEC_CSH_OTHC
	204	AIFMD: SEC_LEQ_IFIN
	205	AIFMD: SEC_LEQ_OTHR
	206	AIFMD: SEC_UEQ_UEQY
	207	AIFMD: SEC_CPN_INVG
	208	AIFMD: SEC_CPN_NIVG
	209	AIFMD: SEC_CPN_XXXX
	210	AIFMD: SEC_CPI_INVG
	211	AIFMD: SEC_CPI_NIVG
	212	AIFMD: SEC_CPI_XXXX
	213	AIFMD: SEC_SBD_EUBY
	214	AIFMD: SEC_SBD_EUBM
	215	AIFMD: SEC_SBD_NOGY
	216	AIFMD: SEC_SBD_NOGM
	217	AIFMD: SEC_SBD_EUGY
	218	AIFMD: SEC_SBD_EUGM
	219	AIFMD: SEC_MBN_MNPL
	220	AIFMD: SEC_CBN_INVG

Table 19: Tax / Regulation / Reporting Variables		
Variable	Description	
	221	AIFMD: SEC_CBN_NIVG
	222	AIFMD: SEC_CBN_XXXX
	223	AIFMD: SEC_CBI_INVG
	224	AIFMD: SEC_CBI_NIVG
	225	AIFMD: SEC_CBI_XXXX
	226	AIFMD: SEC_LON_LEVEL
	227	AIFMD: SEC_LON_OTHL
	228	AIFMD: SEC_SSP_SABS
	229	AIFMD: SEC_SSP_RMBS
	230	AIFMD: SEC_SSP_CMBS
	231	AIFMD: SEC_SSP_AMBS
	232	AIFMD: SEC_SSP_ABCP
	233	AIFMD: SEC_SSP_CDOC
	234	AIFMD: SEC_SSP_STRC
	235	AIFMD: SEC_SSP_SETP
	236	AIFMD: SEC_SSP_OTHS
	237	AIFMD: DER_EQD_FINI
	238	AIFMD: DER_EQD_OTHD
	239	AIFMD: DER_FID_FIXI
	240	AIFMD: DER_CDS_SNFI
	241	AIFMD: DER_CDS_SNSO
	242	AIFMD: DER_CDS_SNOT
	243	AIFMD: DER_CDS_INDX
	244	AIFMD: DER_CDS_EXOT
	245	AIFMD: DER_CDS_OTHR
	246	AIFMD: DER_FEX_INVT
	247	AIFMD: DER_FEX_HEDG
	248	AIFMD: DER_FEX_XXXX
	249	AIFMD: DER_IRD_INTR
	250	AIFMD: DER_CTY_ECOL
	251	AIFMD: DER_CTY_ENNG
	252	AIFMD: DER_CTY_ENPW
	253	AIFMD: DER_CTY_ENOT
	254	AIFMD: DER_CTY_PMGD
	255	AIFMD: DER_CTY_PMOT
	256	AIFMD: DER_CTY_OTIM
	257	AIFMD: DER_CTY_OTLS
	258	AIFMD: DER_CTY_OTAP
	259	AIFMD: DER_CTY_OTHR
	260	AIFMD: DER_OTH_OTHR
	261	AIFMD: PHY_RES_RESL

Table 19: Tax / Regulation / Reporting Variables		
Variable	Description	
	262	AIFMD: PHY_RES_COML
	263	AIFMD: PHY_RES_OTHR
	264	AIFMD: PHY_CTY_PCTY
	265	AIFMD: PHY_TIM_PTIM
	266	AIFMD: PHY_ART_PART
	267	AIFMD: PHY_TPT_PTPT
	268	AIFMD: PHY_OTH_OTHR
	269	AIFMD: CIU_OAM_MMFC
	270	AIFMD: CIU_OAM_AETF
	271	AIFMD: CIU_OAM_OTHR
	272	AIFMD: CIU_NAM_MMFC
	273	AIFMD: CIU_NAM_AETF
	274	AIFMD: CIU_NAM_OTHR
	275	AIFMD: CIU_XXX_MMFC
	276	AIFMD: CIU_XXX_AETF
	277	AIFMD: CIU_XXX_OTHR
	278	AIFMD: OTH_OTH_OTHR
	279	AIFMD: NTA_NTA_NOTA
	300	BVV2: alternative investment
	301	BVV2: diversified alternative investment
	302	BVV2: instrument contains alternative investments
	303	BVV2: alternative investment - confirmed
	304	BVV2: diversified alternative investment - confirmed
	305	BVV2: instrument contains alternative investments - confirmed
	306	BVV2: instrument contains no alternative investments - confirmed
	307	BVV2: Infrastructure Assets
	308	BVV2: Compliant Funds
	400	FinfraG
	401	Equivalence under Art. 30
	402	Recognition under Art. 32
	403	Endorsement under Art. 33
	404	Authorisation under Art. 34
	405	Registration under Art. 34
REPORTING REGULATION APPLICABILITY	Name of the regulation rule status that applies to mutual fund transactions.	
	1	Liable/ applicable
	2	Potentially liable/ applicable
	3	Exempt/ not liable/applicable
	4	Exempt, subject to conditions
	5	Partly exempt
	6	Partly exempt, Venture Capital Trust
	7	Subject to review

Table 19: Tax / Regulation / Reporting Variables	
Variable	Description
	8 Liability position obscure
	9 No code applicable
	10 Progressive allowance, subject to conditions
	11 Potentially not liable/ applicable
	12 Liable/ applicable - confirmed
	13 Not applicable / liable; confirmed
	14 In
	15 Out
	16 Yes
	17 No
	18 In scope
	19 Exempt grandfathered
	20 Income equal. §5(1)3 as p. inv. leg., not only f. tax purp. (WM)
	21 Income equalization for tax purposes (WM)
	22 No income equalization (WM)
	23 To be announced (WM)
	24 Not relevant (WM)
	25 Income equal. §5(1)3 in connect. w. prof. certificate (WM)
	26 No income equal. §5(1)3 in connect. w. prof. certificate (WM)
	27 Not applicable
	28 Liable depending on the triggering underlying
	29 Exempt short-term
	30 In scope materially modified security
	31 Authorized
	33 In scope; confirmed
	34 Potentially in scope
	35 Out of scope / potentially in scope for combined transactions; confirmed
	36 Exempt qualified index
	37 Exempt qualified index; confirmed
	38 Qualified index
	39 In scope materially modified; confirmed
	40 Out of scope AMC; confirmed
	41 Exempt on IRS exception list for ETNs
	42 Reportable
	43 Potentially reportable
	44 Potentially reportable (AMC)
	45 Not reportable; confirmed
	46 Reportable; confirmed
	47 Exempt from Reporting; confirmed
	48 Qualified index safe harbour
	49 Out of scope

Table 19: Tax / Regulation / Reporting Variables		
Variable	Description	
	50	Exempt from Reporting
	51	suspended
	52	Suspension Revoked
	53	Re-suspended
	54	From EU Level to TV Level
	55	From TV Level to EU Level
	56	Notified by Authority
	57	Withdrawn by Authority
	58	According to HK SFC - Hong Kong
	59	According to HK SFC - overseas
	60	Specific applicability depending on relevant law / regulation
	61	According to SFDR/Taxonomy
	62	According to SFDR/Taxonomy estimated
	63	Substitute for SFDR/Taxonomy data
	64	Potentially yes
	65	Potentially no
	66	Non-qualified index
	67	M - Material liquidity risk
	68	I - Illiquid
	69	L - no liquidity issue
	70	New PRIIPS methodology
	71	Full PRIIPS
	72	Other methodology
	98	Information not available
	99	Unknown
REPORTING REGULATION OBJECT	Name of of the target of the tax rule.	
	1	Capital gain
	2	Interest
	3	Dividend
	4	Transaction
	5	Limited Partnership
	6	Capital gain, personal income/PIL (inactive)
	7	Capital gain, personal income (inactive)
	8	Capital gain resulting from transformation (inactive)
	9	Capital gain, leverage product/FCIMT (inactive)
	10	Redemp.Prem.Bond non EEA
	11	Redemp.Prem.Bond EEA
	12	Redemp.Prem.Bond FRA
	13	Redemp.Prem.Bond FRA (01.10.84-01.01.87)
	14	Capital gain FWT (Purchase before 01.01.2009)
	15	Capital gain FWT (Purchase before 15.03.2007)

Table 19: Tax / Regulation / Reporting Variables	
Variable	Description
16	Fund
17	Bond / Structured Product
18	EIS - Excluded Indexed Security
19	Real estate
20	Transfer
21	SPV < 5 years, French Money Market
22	Bonds and other instruments
23	Leveraged products and FCIMT, French market (inactive)
24	Leveraged products, non French market (inactive)
25	Equities, Funds, SPV > 5 years
26	Income resulting from bond transformation
27	Unit trusts and mutual funds (HK SFC, Unlisted products)
28	Investment-linked assurance schemes (HK SFC, Unlisted products)
29	Structured investment products (HK SFC, Unlisted products)
30	Mandatory provident funds (HK SFC, Unlisted products)
31	Pooled retirement funds (HK SFC, Unlisted products)
32	Unlisted shares and debentures (HK SFC, Unlisted products) (inactive)
33	Investment-linked deposits (HK SFC, Unlisted products) (inactive)
34	Paper gold schemes (HK SFC, Unlisted products)
35	Exchange-traded funds (HK SFC, Listed products)
36	Real estate investment trusts (HK SFC, Listed products)
37	Closed-end funds (HK SFC, Listed products)
38	Listed shares and debentures (HK SFC, Listed products)
39	Leveraged products
40	Dividend equivalent payment acc. Section 871(m)
41	Positive target market (Y)
42	Negative target market (N)
43	Neutral target market
44	Sales transaction
47	Swiss security
48	Foreign security
49	Derivative
50	Sales transaction (purchases after 01.01.2018)
51	Investmentfonds i.S.d § 1 InvStG
52	Spezial-Investmentfonds i.S.d § 26 InvStG
53	Altersvorsorgevermoegensfonds i.S.d § 53 InvStG
54	Leveraged and Inverse Products (HK SFC, Listed products)
55	Open-Ended Fund Companies (HK SFC, Listed products)
56	Open-Ended Fund Companies (HK SFC, Unlisted products)
57	IUP acc.to CH-Fed.Tax.Admin, mod.diff.tax
58	Non-IUP acc.to CH-Fed.Tax.Admin.

Table 19: Tax / Regulation / Reporting Variables		
Variable	Description	
	59	IUP acc. to CH-Fed.Tax.Admin, pure diff.tax
	60	Fund Distribution
	61	IUP, pure diff. tax
	62	GOVS
	63	SUNS
	64	FIDE
	65	NFID
	66	SEPR
	67	MEQU
	68	OEQU
	69	OTHR
	70	INVG
	71	NIVG
	72	NOTR
	73	ESMA Main Index
	74	Component of an ESMA Main Index
	75	NOAP
	76	Own funds / Regulatory capital
	77	Eligible liabilities (Senior unsecured)
	78	Risk Retention
	80	Structured instrument
	81	Convertible bond / CoCo
	82	Bond with warrant(s) attached
	83	Exchange traded note/commodity (ETN/ETC)
	84	Issued by special purpose vehicle (SPV)
	85	Asset/Mortgage backed security (ABS/MBS)
	86	Make whole call provision
	87	Inflation linked/indexed bond
	88	Insurance linked security (ILS)
	89	Dual currency bond
	90	Loan participation note (LPN)
	91	Exposure to reference value(s)
	92	Interest cap and/or floor
	93	Collective investment vehicle / UCITS
	94	Collective investment vehicle / non-UCITS
	95	Convertible share
	96	Leveraged product / Mini-Future
	97	Listed option
	98	Listed future
	99	Diversified index
	100	Share

Table 19: Tax / Regulation / Reporting Variables		
Variable	Description	
	101	Security
	102	Equity REIT
	103	Unit trust REIT
	104	Alternative Investmentfonds (AIF)
TAX NAME	Name of the tax due on mutual fund investment :	
	1	Lots, tickets and bonuses (old)
	2	Other income
	3	French shares (old)
	4	Shares/Income with discount
	5	General (old)
	6	Venture capital company (capital gains tax)
	7	French negotiable claims
	8	Non-negotiable claims EEA
	9	Bonds issued before 01.10.84
	10	Bonds issued between 01.10.84 and 31.12.86
	11	French bonds issued from 01.01.87
	12	Other french incomes (treasury bills, certificate of deposit)
	13	French bonds issued in France or abroad
	14	Foreign non-negotiable claims
	15	Capital appreciation fund
	16	Special events
	17	Issue discount
	18	Redemption surplus
	19	Non-taxable income to be declared
	20	Gains from selling sec. after merger/acq.
	21	Investment fund related products
	22	Capital contribution principle
	23	(06) Dividend by US corp.gen. (inactive)
	24	Dividend tax share earning
	25	Dividend tax free earning
	26	Dividend tax capital earning
	27	Dividend tax free share earning
	28	Dividend tax optional capital earning
	29	Dividend tax optional share earning
	30	Dividend pension tax factor
	33	Investment fund (AT)
	34	Dividend
	35	Partially qualified dividend
	36	Qualified dividend
	37	EU-retention tax/exchange of information
	38	Foreign bonds

Table 19: Tax / Regulation / Reporting Variables	
Variable	Description
	39 Non-qualified dividend
	44 French shares and UCITS (w/o disc.)
	45 SICOMI/ with discount/ reportable/ taxable
	46 Foreign shares and bonds
	47 French Shares and UCITS (double disc.)
	48 Foreign shares and european fund 'coordonnees'
	49 Taxable French shares and funds
	50 Capital repayment, indemnity, lot.
	51 EEA bonds
	52 Non-negotiable claims EU with PIL
	53 Foreign shares (double discount)
	54 Negotiable debt securities EU
	55 Shs.OPVCM FR,tax-/reportable,double disc./CI restr
	56 Venture capital company (net inc.risky portf.-sec. ex.)
	57 A0 _____ Non taxable inc.out capital Reserves
	58 A5 _____ Inc.,distr. liq., taxable Canada
	59 A6 _____ Inc.,distr.liqu.,taxable Belgium
	60 B0 _____ Inc.shares/part.cert.Belgian cy
	61 B01 _____ Inc. shares/part.cert.BE cy /1.1.94
	62 D321 _____ Int. loans Belg.cred.inst., >28/2/90
	63 D321 M _____ Int. loans D321 quoted int.reimburse
	64 D421 _____ Int. gov.,prov.,mun. loans, >28/2/90
	65 D421 M _____ Int. loans D421 quoted int.reimburse
	66 E331 _____ Int. loans fin. inst., >28/2/90
	67 E331 M _____ Int. loans E331 quoted int.reimburse
	68 E341 _____ Int. loans issued >28/2/90
	69 E341 M _____ Int. loans E341 quoted int.reimburse
	70 GB12 _____ Ordinary income foreign shares
	71 GB15 _____ Inc.shares French investment company
	72 GE11 _____ Int.for. tax deducted at source
	73 GE21 _____ Int.for. no tax deducted at source
	74 H0 _____ Inc.Belg.com.inv.fds.,sep. valued
	75 H1 _____ Inc.foreign com.inv.fds.,sep. valued
	76 E 041 _____ Int. loans issued after 1/12/62
	77 Non taxable income, not to be declared
	78 Interest proportion for Belgium (inactive)
	79 Taxable with convention
	80 Taxable without convention
	81 Non taxable in country of origin
	82 Local taxes
	83 No local taxes

Table 19: Tax / Regulation / Reporting Variables	
Variable	Description
	84 Index and basket certificates
	85 Self-verification reporting/non-report. fonds AT
	86 Investment funds
	87 Venture capital company (capital gains tax)
	88 French negotiable claims
	89 Non-negotiable claims EEA
	90 Bonds issued between 01.10.84 and 31.12.86
	91 French bonds issued from 01.01.87
	92 Other french incomes (treasury bills, certificate of deposit)
	93 French bonds issued in France or abroad
	94 Foreign non-negotiable claims
	95 Gains from selling sec. after merger/acq.
	96 Foreign bonds
	97 French shares and UCITS - w/o discount
	98 Foreign shares - w/o discount
	99 Unknown
	100 French Shares and UCITS - discount
	101 EEA bonds
	102 Foreign shares - discount
	103 Venture capital company (net inc.risky portf.-sec. ex.)
	104 FTT liable
	105 FTT not liable - securities issue
	106 FTT not liable - Intra-group TRX
	107 FTT depending on shares delivered
	108 One-time interest payoff Bondfloor
	109 UCITS - gains with deduction for holding period
	110 UCITS - gains without deduction for holding period
	111 Betrag fuer Privatanleger mit Option
	112 Betrag fuer Privatanleger ohne Option
	113 Betrag fuer Betriebsvermoegen mit Option
	114 Betrag fuer Betriebsvermoegen ohne Option
	115 Betrag fuer Betriebsvermoegen einer juristischen Person
	116 Betrag fuer Stiftung
	117 Betrag fuer Privatanleger mit Option Selbstnachweis
	118 Betrag fuer Privatanleger ohne Option Selbstnachweis
	119 Betrag fuer Betriebsvermoegen mit Option Selbstnachweis
	120 Betrag fuer Betriebsvermoegen ohne Option Selbstnachweis
	121 Betrag fuer Betriebsvermoegen einer juristischen Person Selbstnachweis
	122 Betrag fuer Stiftung Selbstnachweis
	123 Event without deduction of Swiss withholding tax
	124 BE-retention tax/exchange of information

Table 19: Tax / Regulation / Reporting Variables		
Variable	Description	
	125	Dividend Equivalent Payment
	126	Capital Gain
	127	Real Estate Fund with direct property holding
	128	Return of capital
TAX OBJECT	Object of taxation on mutual fund transactions.	
	1	Capital gain
	2	Interest
	3	Dividend
	4	Transaction
	5	Limited Partnership
	6	Capital gain, personal income/PIL (inactive)
	7	Capital gain, personal income (inactive)
	8	Capital gain resulting from transformation (inactive)
	9	Capital gain, leverage product/FCIMT (inactive)
	10	Redemp.Prem.Bond non EEA
	11	Redemp.Prem.Bond EEA
	12	Redemp.Prem.Bond FRA
	13	Redemp.Prem.Bond FRA (01.10.84-01.01.87)
	14	Capital gain FWT (Purchase before 01.01.2009)
	15	Capital gain FWT (Purchase before 15.03.2007)
	16	Fund
	17	Bond / Structured Product
	18	EIS - Excluded Indexed Security
	19	Real estate
	20	Transfer
	21	SPV < 5 years, French Money Market
	22	Bonds and other instruments
	23	Leveraged products and FCIMT, French market (inactive)
	24	Leveraged products, non French market (inactive)
	25	Equities, Funds, SPV > 5 years
	26	Income resulting from bond transformation
	27	Unit trusts and mutual funds (HK SFC, Unlisted products)
	28	Investment-linked assurance schemes (HK SFC, Unlisted products)
	29	Structured investment products (HK SFC, Unlisted products)
	30	Mandatory provident funds (HK SFC, Unlisted products)
	31	Pooled retirement funds (HK SFC, Unlisted products)
	32	Unlisted shares and debentures (HK SFC, Unlisted products) (inactive)
	33	Investment-linked deposits (HK SFC, Unlisted products) (inactive)
	34	Paper gold schemes (HK SFC, Unlisted products)
	35	Exchange-traded funds (HK SFC, Listed products)
	36	Real estate investment trusts (HK SFC, Listed products)

Table 19: Tax / Regulation / Reporting Variables	
Variable	Description
	37 Closed-end funds (HK SFC, Listed products)
	38 Listed shares and debentures (HK SFC, Listed products)
	39 Leveraged products
	40 Dividend equivalent payment acc. Section 871(m)
	41 Positive target market (Y)
	42 Negative target market (N)
	43 Neutral target market
	44 Sales transaction
	47 Swiss security
	48 Foreign security
	49 Derivative
	50 Sales transaction (purchases after 01.01.2018)
	51 Investmentfonds i.S.d § 1 InvStG
	52 Spezial-Investmentfonds i.S.d § 26 InvStG
	53 Altersvorsorgevermoegensfonds i.S.d § 53 InvStG
	54 Leveraged and Inverse Products (HK SFC, Listed products)
	55 Open-Ended Fund Companies (HK SFC, Listed products)
	56 Open-Ended Fund Companies (HK SFC, Unlisted products)
	57 IUP acc.to CH-Fed.Tax.Admin, mod.diff.tax
	58 Non-IUP acc.to CH-Fed.Tax.Admin.
	59 IUP acc. to CH-Fed.Tax.Admin, pure diff.tax
	60 Fund Distribution
	61 IUP, pure diff. tax
	62 GOVS
	63 SUNS
	64 FIDE
	65 NFID
	66 SEPR
	67 MEQU
	68 OEQU
	69 OTHR
	70 INVG
	71 NIVG
	72 NOTR
	73 ESMA Main Index
	74 Component of an ESMA Main Index
	75 NOAP
	76 Own funds / Regulatory capital
	77 Eligible liabilities (Senior unsecured)
	78 Risk Retention
	80 Structured instrument

Table 19: Tax / Regulation / Reporting Variables		
Variable	Description	
	81	Convertible bond / CoCo
	82	Bond with warrant(s) attached
	83	Exchange traded note/commodity (ETN/ETC)
	84	Issued by special purpose vehicle (SPV)
	85	Asset/Mortgage backed security (ABS/MBS)
	86	Make whole call provision
	87	Inflation linked/indexed bond
	88	Insurance linked security (ILS)
	89	Dual currency bond
	90	Loan participation note (LPN)
	91	Exposure to reference value(s)
	92	Interest cap and/or floor
	93	Collective investment vehicle / UCITS
	94	Collective investment vehicle / non-UCITS
	95	Convertible share
	96	Leveraged product / Mini-Future
	97	Listed option
	98	Listed future
	99	Diversified index
	100	Share
	101	Security
	102	Equity REIT
	103	Unit trust REIT
	104	Alternative Investmentfonds (AIF)
TAX STATUS	Tax status that applies to mutual fund transactions.	
	1	Liable/ applicable
	2	Potentially liable/ applicable
	3	Exempt/ not liable/applicable
	4	Exempt, subject to conditions
	5	Partly exempt
	6	Partly exempt, Venture Capital Trust
	7	Subject to review
	8	Liability position obscure
	9	No code applicable
	10	Progressive allowance, subject to conditions
	11	Potentially not liable/ applicable
	12	Liable/ applicable - confirmed
	13	Not applicable / liable; confirmed
	14	In
	15	Out
	16	Yes

Table 19: Tax / Regulation / Reporting Variables		
Variable	Description	
	17	No
	18	In scope
	19	Exempt grandfathered
	20	Income equal. §5(1)3 as p. inv. leg., not only f. tax purp. (WM)
	21	Income equalization for tax purposes (WM)
	22	No income equalization (WM)
	23	To be announced (WM)
	24	Not relevant (WM)
	25	Income equal. §5(1)3 in connect. w. prof. certificate (WM)
	26	No income equal. §5(1)3 in connect. w. prof. certificate (WM)
	27	Not applicable
	28	Liable depending on the triggering underlying
	29	Exempt short-term
	30	In scope materially modified security
	31	Authorized
	33	In scope; confirmed
	34	Potentially in scope
	35	Out of scope / potentially in scope for combined transactions; confirmed
	36	Exempt qualified index
	37	Exempt qualified index; confirmed
	38	Qualified index
	39	In scope materially modified; confirmed
	40	Out of scope AMC; confirmed
	41	Exempt on IRS exception list for ETNs
	42	Reportable
	43	Potentially reportable
	44	Potentially reportable (AMC)
	45	Not reportable; confirmed
	46	Reportable; confirmed
	47	Exempt from Reporting; confirmed
	48	Qualified index safe harbour
	49	Out of scope
	50	Exempt from Reporting
	51	suspended
	52	Suspension Revoked
	53	Re-suspended
	54	From EU Level to TV Level
	55	From TV Level to EU Level
	56	Notified by Authority
	57	Withdrawn by Authority
	58	According to HK SFC - Hong Kong

Table 19: Tax / Regulation / Reporting Variables	
Variable	Description
	59 According to HK SFC - overseas
	60 Specific applicability depending on relevant law / regulation
	61 According to SFDR/Taxonomy
	62 According to SFDR/Taxonomy estimated
	63 Substitute for SFDR/Taxonomy data
	64 Potentially yes
	65 Potentially no
	66 Non-qualified index
	67 M - Material liquidity risk
	68 I - Illiquid
	69 L - no liquidity issue
	70 New PRIIPS methodology
	71 Full PRIIPS
	72 Other methodology
	98 Information not available
	99 Unknown

How to extract data from the EUROFIDAI mutual funds database?

The procedure to extract data is the same for the two market segments (over-the-counter and organized markets). Extraction of price or net asset value time-series and other information on a fund is done using the EUROFIDAI code of the fund.

Warning: ISIN codes can change over time. We strongly recommend using EUROFIDAI codes to get the full history of a fund.

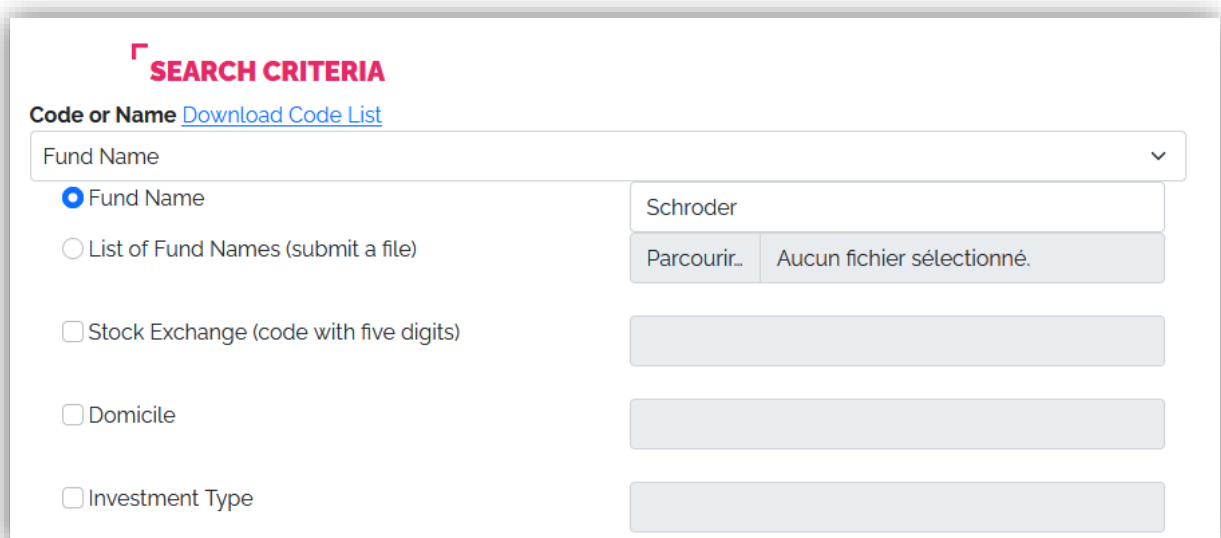
Step 1: How to find EUROFIDAI codes (“Code search” tab)

There are two ways to find a EUROFIDAI code:

- via a complete list of funds (over-the-counter and organized markets) in our database (see “Click here for Code list” under the “Code search” and “Data extraction” tab).
- via the “Code search” tab (Figure 1 & 2), by typing (part of) a fund name or issuer name or an ISIN code (the search can be extended to a list of stock or company names or a list of ISIN codes).

If you don’t have the Eurofidai Code of the fund, click on “Click here for Code list” which will download two files (xlsx and csv) with the corresponding Eurofidai code.

Figure 1: Code search



SEARCH CRITERIA

Code or Name [Download Code List](#)

Fund Name

Fund Name

List of Fund Names (submit a file)

Stock Exchange (code with five digits)

Domicile

Investment Type

Schroder

Parcourir... Aucun fichier sélectionné.

Note: Users may optimize their search by specifying additional search criteria. See **Figure 2** for funds traded OTC and **Figure 3** for funds traded on organized markets.

Figure 2: Code search – information on funds traded over-the-counter

RESULT SELECTION

<input checked="" type="checkbox"/> Date of First Available Data	<input type="checkbox"/> Number of observations
<input checked="" type="checkbox"/> Date of Last Available Data	<input type="checkbox"/> Original Issuer Code
<input checked="" type="checkbox"/> Eurofidai Code	<input type="checkbox"/> Sicovam code
<input checked="" type="checkbox"/> Fund Name	<input type="checkbox"/> Stock Exchange
<input type="checkbox"/> Fund Status	<input type="checkbox"/> Stock Exchange Country
<input type="checkbox"/> Inception Date	<input type="checkbox"/> Stock Exchange Type
<input type="checkbox"/> Investment Type	<input type="checkbox"/> Valoren Code
<input type="checkbox"/> Isin Code	<input type="checkbox"/> Valoren Code: Expiration date
<input type="checkbox"/> Isin Code: Beginning of Validity Date	<input type="checkbox"/> Valoren Code: Expiration Reason
<input type="checkbox"/> Issuer Code	
<input type="checkbox"/> Issuer Domicile	
<input type="checkbox"/> Issuer Expiration Date	
<input type="checkbox"/> Issuer Expiration Reason	
<input type="checkbox"/> Issuer Legal Form	
<input type="checkbox"/> Issuer Name	
<input type="checkbox"/> Issuer Status	
<input type="checkbox"/> Issuer Type	
<input type="checkbox"/> Issuer Website	

[reverse all](#) [unselect all](#) [select all](#)

Figure 3: Code search – information on funds traded on organized markets

RESULT SELECTION

<input checked="" type="checkbox"/> Date of First Available Data	<input type="checkbox"/> Net Asset Value Currency (ISO)
<input checked="" type="checkbox"/> Date of Last Available Data	<input type="checkbox"/> Number of observations
<input checked="" type="checkbox"/> Eurofidai Code	<input type="checkbox"/> Original Issuer Code
<input checked="" type="checkbox"/> Fund Name	<input type="checkbox"/> Sicovam code
<input type="checkbox"/> Fund Status	<input type="checkbox"/> Valoren Code
<input type="checkbox"/> Inception Date	<input type="checkbox"/> Valoren Code: Expiration date
<input type="checkbox"/> Index Name	<input type="checkbox"/> Valoren Code: Expiration Reason
<input type="checkbox"/> Investment Type	
<input type="checkbox"/> Isin Code	
<input type="checkbox"/> Isin Code: Beginning of Validity Date	
<input type="checkbox"/> Issuer Code	
<input type="checkbox"/> Issuer Domicile	
<input type="checkbox"/> Issuer Expiration Date	
<input type="checkbox"/> Issuer Expiration Reason	
<input type="checkbox"/> Issuer Legal Form	
<input type="checkbox"/> Issuer Name	
<input type="checkbox"/> Issuer Status	
<input type="checkbox"/> Issuer Type	
<input type="checkbox"/> Issuer Website	

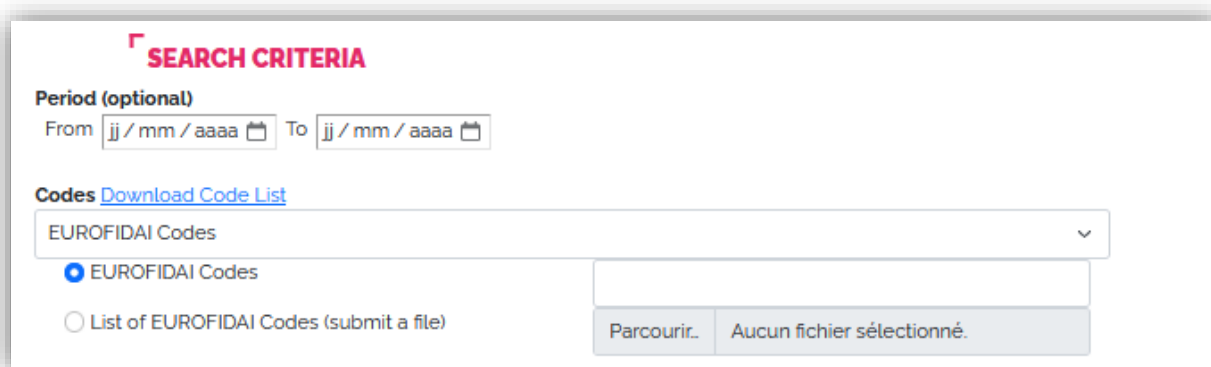
[reverse all](#) [unselect all](#) [select all](#)

Step 2: Extract price and net asset value time series

Under the “Data extraction” tab (**Figure 4**), use the EUROFIDAI code (or a list of codes in a txt file with one code per row) to extract price or net asset value time series for funds traded over-the-counter (**Figure 5**) and funds traded on organized markets (**Figure 6**).

You can narrow down your search to a specific time period. Otherwise, the data is downloaded for the whole period for which prices are available

Figure 4: Data extraction



SEARCH CRITERIA

Period (optional)
From To

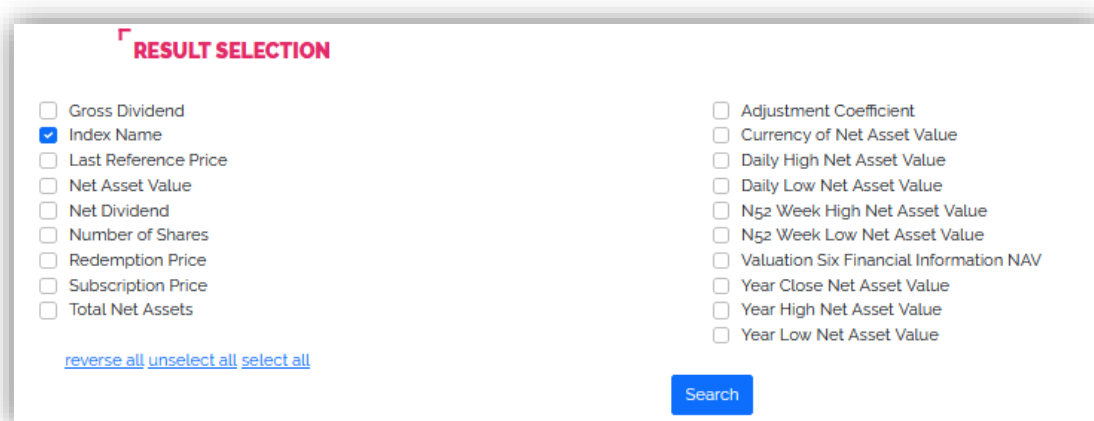
Codes [Download Code List](#)

EUROFIDAI Codes

EUROFIDAI Codes

List of EUROFIDAI Codes (submit a file)

Figure 5: Data extraction - data available for funds traded over-the-counter



RESULT SELECTION

Gross Dividend

Index Name

Last Reference Price

Net Asset Value

Net Dividend

Number of Shares

Redemption Price

Subscription Price

Total Net Assets

Adjustment Coefficient

Currency of Net Asset Value

Daily High Net Asset Value

Daily Low Net Asset Value

N52 Week High Net Asset Value

N52 Week Low Net Asset Value

Valuation Six Financial Information NAV

Year Close Net Asset Value

Year High Net Asset Value

Year Low Net Asset Value

[reverse all](#) [unselect all](#) [select all](#)

Figure 6: Data extraction - data available for funds traded on organized markets

RESULT SELECTION

<input type="checkbox"/> Closing Price	<input type="checkbox"/> Adjustment Coefficient
<input type="checkbox"/> Highest Price	<input type="checkbox"/> Best Ask Price
<input type="checkbox"/> Last Reference Price	<input type="checkbox"/> Best Bid Price
<input type="checkbox"/> Lowest Price	<input type="checkbox"/> Currency of Quoted Price
<input type="checkbox"/> Mean Price	<input type="checkbox"/> Daily High Mid
<input type="checkbox"/> Number of Shares	<input type="checkbox"/> Daily Low Mid
<input type="checkbox"/> Opening price	<input type="checkbox"/> Gross Dividend
<input type="checkbox"/> Trading Volume (in number of shares)	<input type="checkbox"/> Net Dividend
<input checked="" type="checkbox"/> Trading Volume (value)	<input type="checkbox"/> Year High Mid
	<input type="checkbox"/> Year High Trade
	<input type="checkbox"/> Year Low Mid
	<input type="checkbox"/> Year Low Trade

[reverse all](#) [unselect all](#) [select all](#)

Step 3: Extract complementary information

Under the “Complementary information” tab, use the EUROFIDAI code (or a list of codes in a txt file with one code per row) to get information on fund characteristics (see **Figure 7**). The variables are the same for mutual funds traded over-the-counter and on organized markets. You can narrow down you search to a specific time period. Otherwise, the data is downloaded for the whole period where prices are available.

Figure 7: Extraction of further information

SEARCH CRITERIA

Period (optional)
From To

Codes [Download Code List](#)

EUROFIDAI Codes

EUROFIDAI Codes

List of EUROFIDAI Codes (submit a file)

RESULT SELECTION

General Characteristics

Classification

Related Institutions

Fees

Minimum Amount of Subscription

Authorized Sale Country

Investment Policy

Fund Asset Allocation

Benchmark

Tax / Regulation / Reporting

Text Formatted with Separators: '|' (vertical stroke)

Note that in the results files, there is no EUROFIDAI code, but a primary code (for further explanation, please see the documentation).